


**LACASSE**

Office Furniture Solutions



C.I.T.É. > Price Book > USA > January 2017



OFFICE

FURNITURE

SOLUTIONS

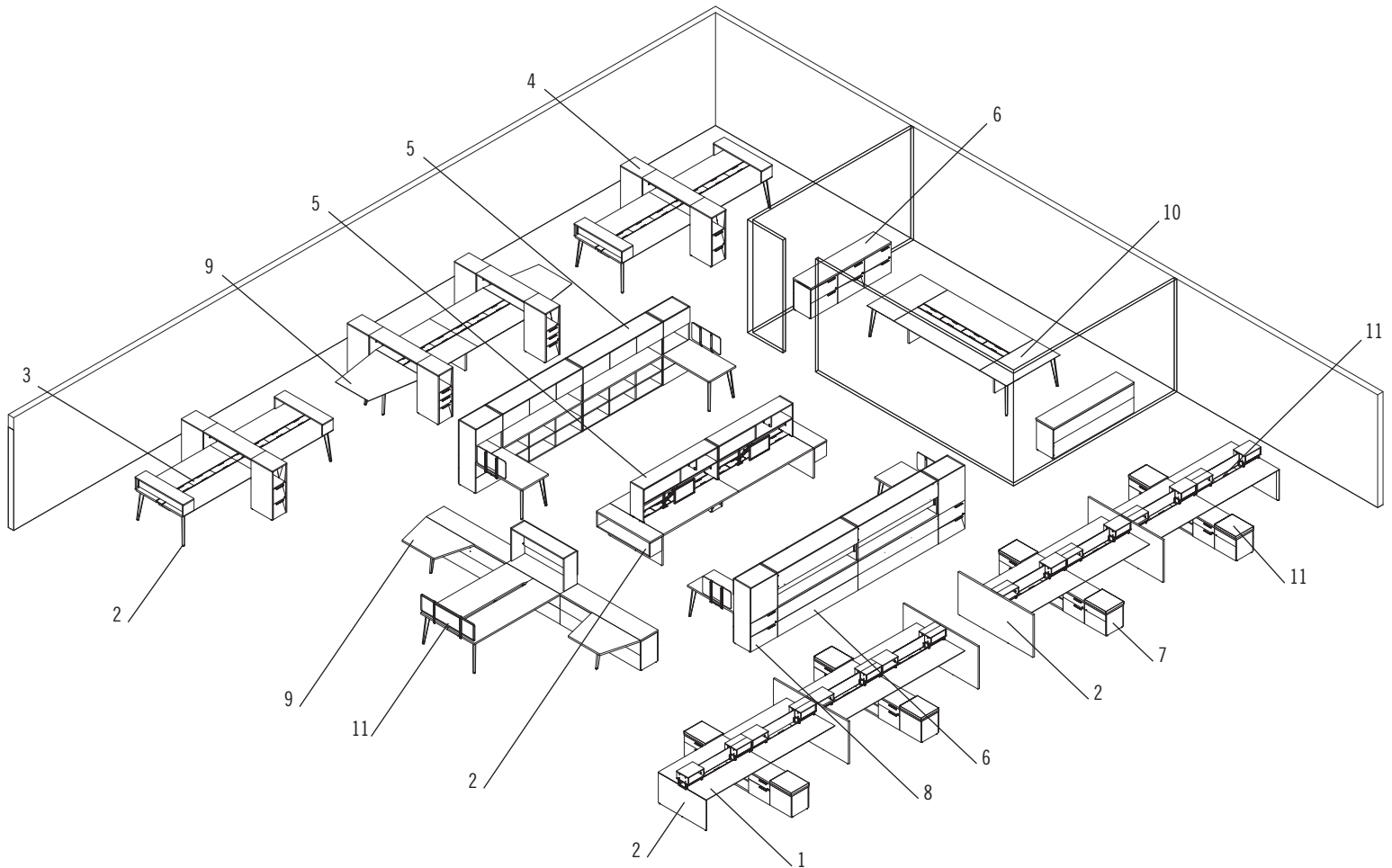


Best of NeoCon Gold Award Winner – Furniture Systems Category – June 2010

Best of NeoCon Gold Award Winner – Furniture Systems Enhancements Category – June 2015

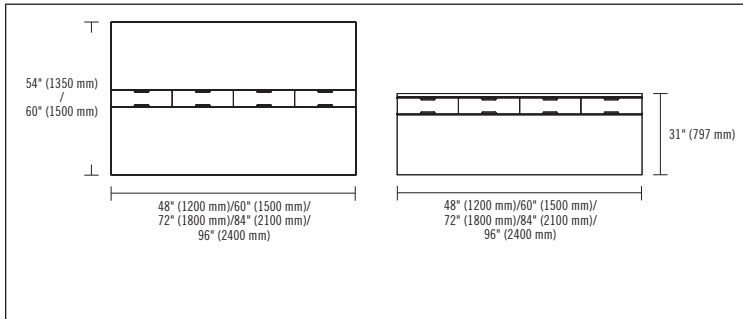
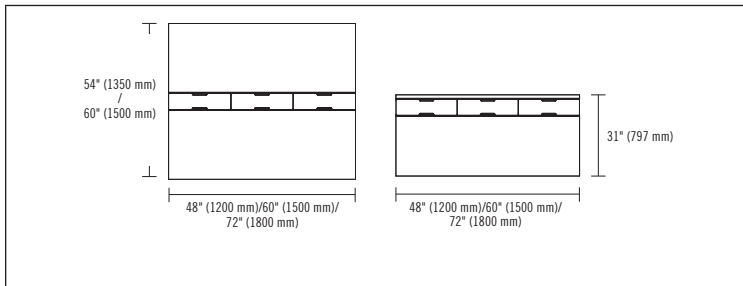
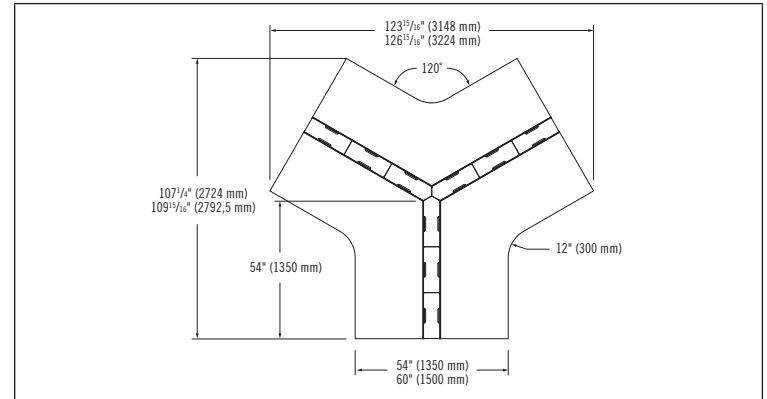
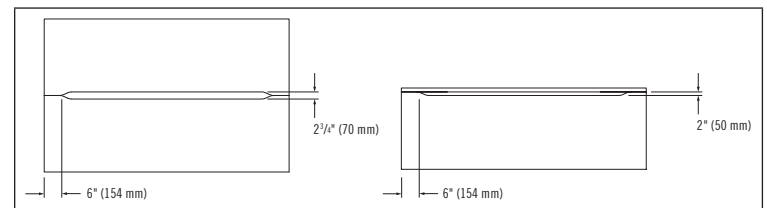
## TABLE OF CONTENTS

<b>SURFACES: / SINGLE-SIDED, DOUBLE-SIDED, 120° / WITH OR WITHOUT RACEWAY</b> ...	<b>3</b>	<b>ELECTRICITY</b> .....	<b>9</b>
<b>STORAGE MODULES: / HUTCHES / BOOKCASES / RAILS</b> .....	<b>6</b>	<b>EDGEBANDING</b> .....	<b>11</b>
<b>BASES: / LATERAL / CENTER</b> .....	<b>7</b>	<b>C.I.T.É. FURNITURE SYSTEM</b> .....	<b>12</b>
<b>STORAGE BASE MODULES: / LATERAL / CENTER</b> .....	<b>8</b>	<b>SUGGESTIONS</b> .....	<b>29</b>
<b>ACCESSORIES: / PRIVACY, LATERAL AND SPACE END SCREENS / CUSHIONS</b> .....	<b>9</b>	<b>TERMS AND CONDITIONS OF SALE</b> .....	<b>31</b>



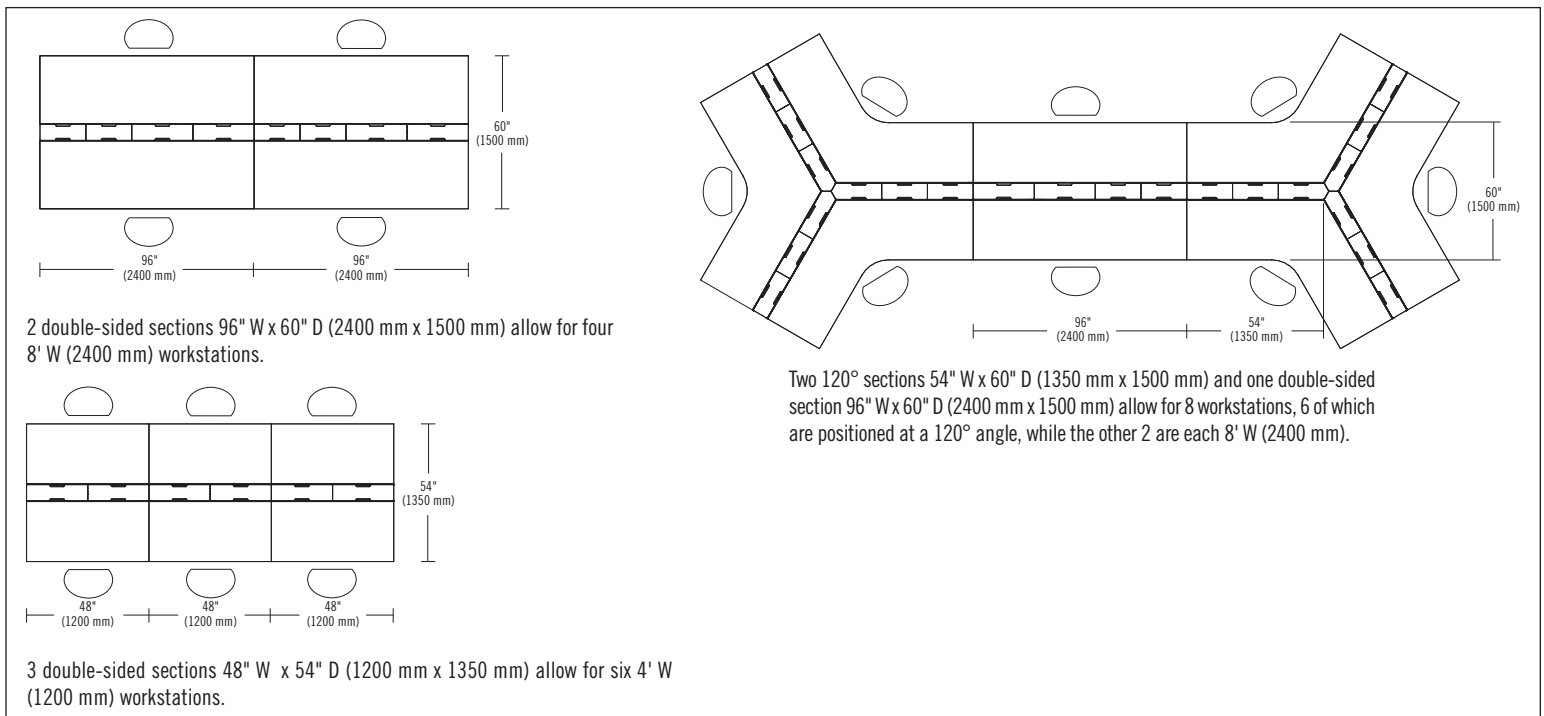
C.I.T.É. is an office furniture system designed to facilitate collaboration and interaction between users in a teamwork environment. The system offers tremendous flexibility in creating open-plan workstations while also meeting the privacy needs of individual users.

- 1 1/2"-thick (38 mm) surface with smooth edgbanding or knife-edge, and 1"-thick (25 mm) surface with smooth edgbanding.
- 2 Bases available in metal, laminate, laminate with acrylic insert and, in certain models, integrated storage modules.
- 3 Wire management raceways with translucent acrylic (T, Y) covers.
- 4 Storage base modules can support surfaces and serve as divider panels to ensure privacy between users.
- 5 Hutches are available in 3 different versions, respectively compatible with single-sided surfaces, double-sided surfaces, and 29"-tall (757 mm) storage modules.
- 6 Storage modules 29" (757 mm) tall, for individual or shared use, offered in several combinations of utility drawers, filing drawers and open compartments.
- 7 Storage modules 21" (561 mm) tall, for individual or shared use, offered in several combinations of utility drawers, filing drawers and open compartments.
- 8 Return surfaces and return surfaces combined with storage modules are compatible with mobile pedestals, modesty panels and end screens.
- 9 Trapezoidal extension surfaces, compatible with double-sided surfaces and storage bases, enable the creation of collaborative work spaces.
- 10 Rectangular extension surfaces, compatible with double-sided surfaces, enable the creation of workstations or collaborative work spaces.
- 11 A range of accessories, such as end screens, divider panels, storage modules, accessory rails, surface electrical modules and cushions for 21"-tall (561 mm) storage modules.

**SURFACES: / SINGLE-SIDED - DOUBLE-SIDED - 120°, EXTENSION SURFACES AND RETURN SURFACES**
**SINGLE-SIDED, DOUBLE-SIDED, 120°, WITH OR WITHOUT RACEWAY**
**Rectangular surfaces, 1½" (38 mm)**

**Rectangular surfaces, 1" (25 mm)**

**120° surfaces, 1½" or 1" (38 mm or 25 mm)**

**Surfaces without raceway, 1½" or 1" (38 mm or 25 mm)**

**SINGLE-SIDED, DOUBLE-SIDED OR 120° SURFACES, WITH OR WITHOUT RACEWAY**

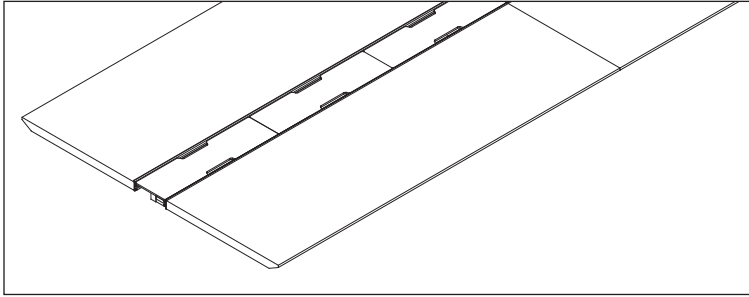
- Wire management raceways come with acrylic covers.
- For 1½"-thick (38 mm) surfaces, a maximum length of 24' (7.2 m) for double-sided surfaces and 16' (4.8 m) for single-sided surfaces is recommended, regardless of the number of sections. For 1"-thick (25 mm) surfaces, a maximum length of 18' (5.4 m) for both double- and single-sided surfaces is recommended, regardless of the number of sections. For all other layout scenarios, please contact Groupe Lacasse's Quotations department.

- Surfaces that include a wire management raceway are equipped with communication plates: 2 for double-sided surfaces, 1 for single-sided surfaces, and 3 for 120° surfaces.
- Surfaces without a raceway are available when projected use does not require the integration of an electrical management system into the surface. This can result in more competitively priced workstations.
- Additional plates (LGC-COM) may be ordered.

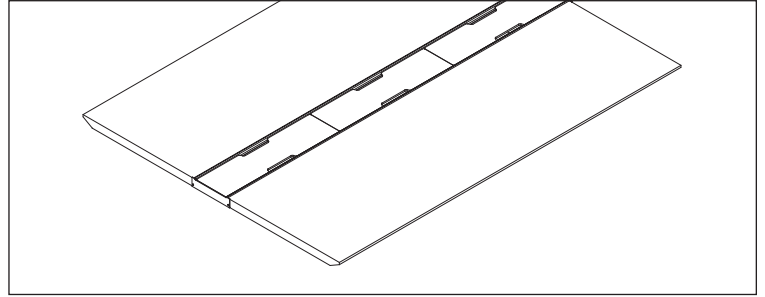
**Examples of workstations:**


**SURFACES WITH KNIFE-EDGE:**

Continuous knife-edge for connecting two surfaces:

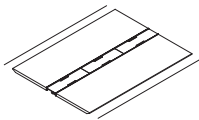


Flat edgebanding along surface edges:

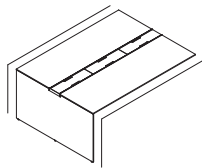


**LOCATION OF KNIFE-EDGE DETAILING:**

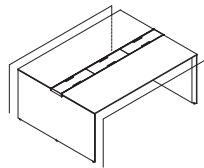
**Double-sided surfaces:**



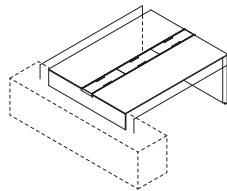
C\_KNS-RCD\_\_\_\_\_



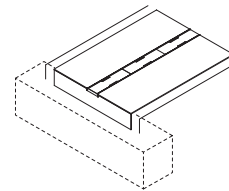
C\_KNS-RCD\_\_\_\_\_RA



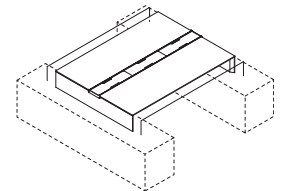
C\_KNS-RCD\_\_\_\_\_A



C\_KNS-RCD\_\_\_\_\_B

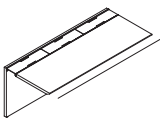


C\_KNS-RCD\_\_\_\_\_RC

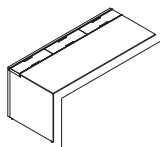


C\_KNS-RCD\_\_\_\_\_C

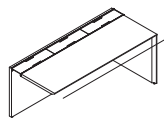
**Single-sided surfaces:**



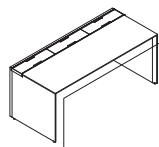
C\_KNS-RCS\_\_\_\_\_



C\_KNS-RCS\_\_\_\_\_RAL

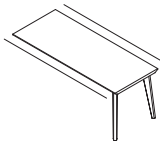


C\_KNS-RCS\_\_\_\_\_RAR

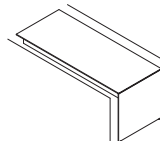


C\_KNS-RCS\_\_\_\_\_A

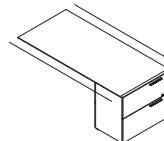
**Return surfaces:**



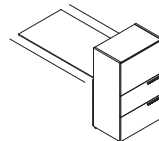
C\_KN\_-R\_\_\_\_\_A



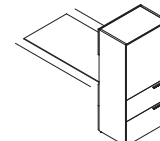
C\_KNN-R\_\_\_\_\_S



C\_K\_-R\_\_\_\_\_ELUF  
C\_K\_-R\_\_\_\_\_ELF  
C\_K\_-R\_\_\_\_\_UF

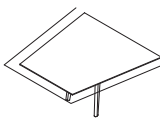


C\_K\_-R\_\_\_\_\_48ELUF  
C\_K\_-R\_\_\_\_\_48ELF  
C\_K\_-R\_\_\_\_\_48UF

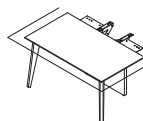


C\_K\_-R\_\_\_\_\_61ELUF  
C\_K\_-R\_\_\_\_\_61ELF  
C\_K\_-R\_\_\_\_\_61UF

**Extension surfaces:**



C\_KN\_-CEA\_\_\_\_\_

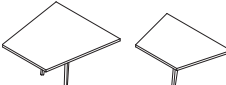
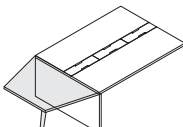
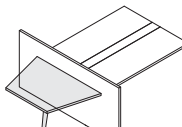
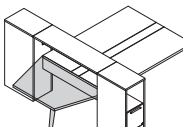
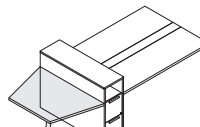
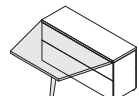

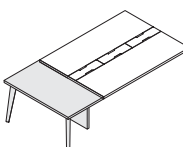


C\_KN\_-CE\_\_\_\_\_

Surfaces with knife-edge are compatible with all bases. Laminate bases with knife-edge are available with integrated surfaces that also have knife-edge (e.g.: C\_KNS-RCD\_\_\_\_\_RA).


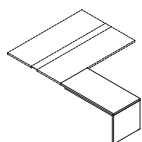
Extension surfaces enable knife-edge on all edges visible along a workstation's contour.

## EXTENSION SURFACES

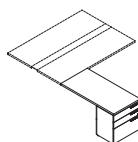
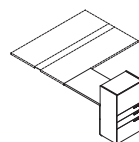
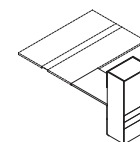
Compatibility of extension surfaces:	Surface	Center panel base	Storage center base module	Storage center base module	Credenza 29 <sup>7</sup> / <sub>8</sub> " (757 mm)
Trapezoidal extension  C_NN_CEA_____	 C_NNS-RCD_____ CNNNS-LED_____	 CNNNS-LED9042 CNNNS-LED8442	 C_N_-PRCT_48_UF C_N_-PRCT_48_EFF C_N_-PRCT_48_FM	 C_N_-CRC_41_EUF C_N_-CRC_41_EFF	 C_N_-LUF____LUF C_N_-LF____LF C_N-N-S____S C_N_-____LUF C_N_-____LF C_N-N-____S
Rectangular extension  C_NN_CE_____	Surface  C_NNS-RCD_____	<b>TRAPEZOIDAL AND RECTANGULAR EXTENSIONS:</b> <ul style="list-style-type: none"> <li>• Compatible with all double-sided surfaces.</li> <li>• Enable the creation of a conference table or a meeting space, at one end of a work surface.</li> <li>• Base included.</li> <li>• Trapezoidal extension surfaces are also compatible with 41"-tall (1042 mm) center panel bases for double-sided surfaces; storage center bases for double-sided surfaces; and 29"-tall (757 mm) credenzas.</li> </ul>			

## RETURN SURFACES

## Return surfaces

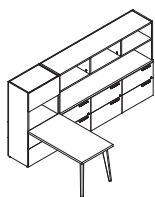

 29<sup>7</sup>/<sub>8</sub>" H  
(757 mm)  
C\_NN-R\_\_\_\_\_A

 29<sup>7</sup>/<sub>8</sub>" H  
(757 mm)  
C\_NNN-R\_\_\_\_\_S

## Combination return surface and storage module


 29<sup>7</sup>/<sub>8</sub>" H  
(757 mm)  
C\_N\_-R\_\_\_\_\_ELUF  
C\_N\_-R\_\_\_\_\_ELF  
C\_N\_-R\_\_\_\_\_UF

 48" H  
(1207 mm)  
C\_NN-R\_\_\_\_\_48ELUF  
C\_NN-R\_\_\_\_\_48ELF  
C\_NN-R\_\_\_\_\_48UF

 61" H  
(1557 mm)  
C\_NN-R\_\_\_\_\_61ELUF  
C\_NN-R\_\_\_\_\_61ELF  
C\_NN-R\_\_\_\_\_61UF

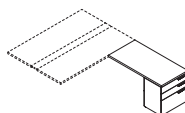
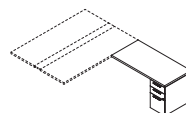
Surfaces 1<sup>1</sup>/<sub>2</sub>"-thick (38 mm) with smooth edgbanding or knife-edge, and surfaces 1" (25 mm) thick with smooth edgbanding.

## Examples of workstations:



This type of return surface can be combined with 29" (757 mm) storage modules, as well as with hutches, to create 61"-tall (1557 mm) partitions for dividing an open space into several distinct areas.

- Can receive a mobile pedestal.
- C\_NNN-R\_\_\_\_\_S and C\_KNN-R\_\_\_\_\_S return surfaces integrating a laminate base are equipped with a 6"-tall (150 mm) reversible modesty panel.


 DRAWERS  
OPEN AT THE END  
C\_N\_-R\_\_\_\_\_ELUF  
C\_N\_-R\_\_\_\_\_ELF

 DRAWERS  
OPEN ON THE SIDE  
C\_N\_-R\_\_\_\_\_UF

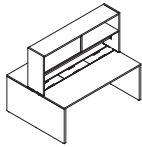
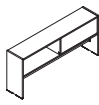

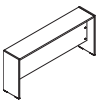
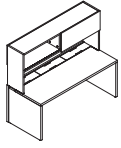
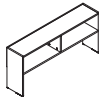


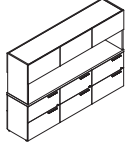
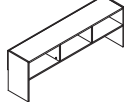
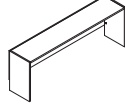
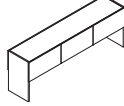
Return surfaces that combine a surface and a storage module are available with drawers located at the end of the surface, that open toward the end or onto the side.

- Return surfaces that combine a surface and a storage module are available in heights of 29" (757 mm), 48" (1207 mm) or 61" (1557 mm).



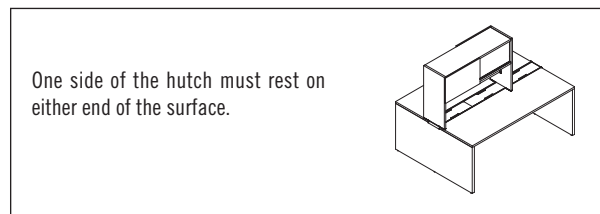
**STORAGE MODULES: / HUTCHES / BOOKCASES / RAILS**

**HUTCHES**

Hutch models	Open	Sliding door(s)	Divider	Flip-up door(s)
Double-sided surfaces 				
Single-sided surfaces 				
29 7/8" (757 mm) storage modules 				

- Mid-rise back available in translucent acrylic (T, Y), except for divider hutches.
- A divider hutch can hold a tackboard.
- 32" (800 mm) tall.

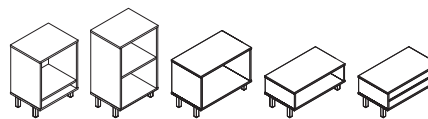
**Example of proper hutch positioning:**



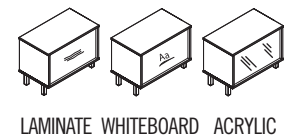
**SURFACE STORAGE MODULES**

- Made of 5/8" (16 mm) laminate. Legs made of anodized aluminum, 4" (100 mm) tall.
- Laminate back, in translucent acrylic (T, Y) or in a whiteboard version for erasable markers. Can hold a tackboard.
- Enable a space to be divided up, and are designed to be placed above the wire management raceway.
- Height: 11" (285 mm), 18" (450 mm), 24" (610 mm) or 30" (762 mm).

**Models:**

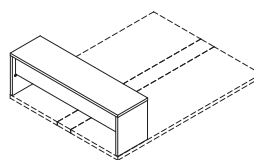


**Choice of back:**



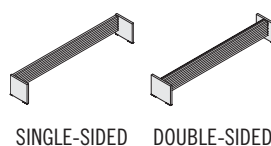
**SURFACE COUNTERS**

- Surface counter installs at the end or at the center of a double-sided surface.
- Counter height enables a space to be divided up and the creation of areas suitable for quick meetings.
- Made of 1"-thick (25 mm) laminate.
- Back made of translucent acrylic (T, Y) held by metal ties, Silver color (ARS).
- Height: 11" (285 mm) or 18" (450 mm).



**ACCESSORY RAILS**

- Accessory rails are available in single- or double-sided versions.
- Compatible with metal accessories.
- Enable the space between two workstations to be divided up.
- Designed to be positioned above the wire management raceway.
- Made of laminate, with aluminum rail and Silver finish.
- Height: 11" (285 mm).



**BASES: LATERAL / CENTER**
**LATERAL BASES**

Compatibility of lateral bases:		Montréal* Metal	Chicago** Metal	New York*** Acrylic / Laminate	Panel Laminate	Storage module panel Laminate	Storage module Laminate
Double-sided surface	C_NNS-RCD_ _ _ _ _ 	CNNN_-ABD_ _ 	CNNN_-QBD_ _ 	CNNNS-CBD_ _ _ 	CNNNS-LED_ _28 CNNNS-LED_ _41 	CNNNS-LED_ _06 CNNNS-LED_ _19 	C_N_S_N-EXR_ _29_ _ C_N_S_N-EXR_ _41_ _ 
120° surface	C_NNS-TCAD_ _ _ _ _ 	CNNN_-ABD_ _ 	CNNN_-QBD_ _ 	CNNNS-CBD_ _ _ 	CNNNS-LED_ _28 	CNNNS-LED_ _06 	C_N_S-EXR_ _29_ _ C_N_S-EXR_ _41_ _ 
Single-sided surface	C_NNS-RCS_ _ _ _ _ 	CNNN_-ABS30_ _ 	CNNN_-QBS30_ _ 	CNNNS-CBS_30_ _ 	CNNNS-LES_ _28 CNNNS-LES_ _41 		
Return surfaces	C_NN_-R_ _ _ _ _ 	CNNN_-AB_ _ _ 					

**Montréal\* and Chicago\*\* metal bases:**

- Available with Silver (S) or White (W) finish.
- 1 base required for each end of a table.
- Reversible for double-sided surfaces.
- Montréal base for single-sided surfaces is available in Left (L) or Right (R) models.

**New York\*\*\* translucent acrylic base:**

- 1½"-thick (38 mm) laminate contour.
- Choice of translucent acrylic insert (T, Y).
- Also available with laminate insert.
- 5/16" (8 mm) spacers.
- 6"-wide (150 mm) laminate contour.
- 1 base required for each end of a table.
- Reversible.

**Laminate panel bases:**

- 1½"-thick (38 mm) laminate panel.
- 5/16" (8 mm) spacers.
- Cantilevers included with lateral panel bases.
- 1 base required for each end of a table.
- Panel bases on storage modules must entirely rest on a 21" (561 mm) storage module.
- Reversible for double-sided surfaces.

**CENTER BASES**

Compatibility of center bases:		Wire management Laminate	Panel Laminate	Panel on storage module Laminate
Double-sided surface	C_NNS-RCD_ _ _ _ _ 	CNNNS-LBD1212WM 	CNNNS-LCD2828 CNNNS-LCD_ _41 	CNNNS-LCD2806 CNNNS-LCD_ _19 
Single-sided surface	C_NNS-RCS_ _ _ _ _ 	CNNNS-LBS912WM 	CNNNS-LCS1728 CNNNS-LCS4641 	

**Center bases:**

- Center panel base version with minimum 13" (330 mm) clearance on either side for legs. Cantilevers and connecting plates included.
- Wire management base in laminate; simple- or double-sided. Cantilevers included.



**STORAGE BASE MODULES: / LATERAL / CENTER / OTHER LOW STORAGE MODULES**

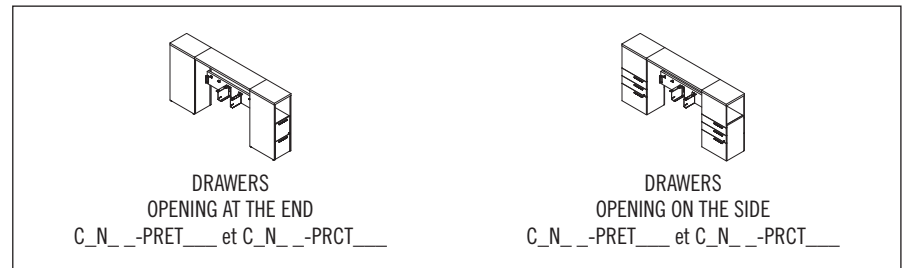
**STORAGE BASE MODULES**

**Compatibility of storage base modules:**

	Surface		2 surfaces	Surface and extension
Lateral:  C_N__-PRET____		Center :  C_N__-PRCT____		
 C_N__-CRE____		 C_N__-CRC____		

- C\_N\_\_-PRET\_\_\_\_ and C\_N\_\_-PRCT\_\_\_\_ products are available in 2 versions: with drawers opening at the end of the module or with drawers opening on the side of the module.

**Examples of workstations:**



**Specifications:**

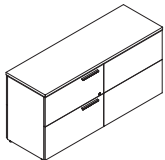
Storage bases serve to support double-sided surfaces, divide a space between users, and make possible several storage combinations. Center models are used at the junction of two surface sections, while lateral models complete a workstation at the end of a bench run.

- Mid-rise back available in translucent acrylic (T, Y) for C\_N\_\_-PRET\_\_\_\_ and C\_N\_\_-PRCT\_\_\_\_ products.
- Cantilevers are included with all storage bases.
- Center models are also compatible with trapezoidal extension surfaces in order to create an area conducive to meetings.

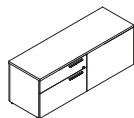
- C\_N\_\_-CRE\_\_\_\_ and C\_N\_\_-CRC\_\_\_\_ products are equipped with a wire management raceway that enables electric cables to be run from the floor to the surface.

**STORAGE MODULE**

**STORAGE UNIT 29 7/8" (757 mm) OR  
STORAGE UNIT 29 3/8" (745 mm):**



**Storage module 21" (561 mm) :**

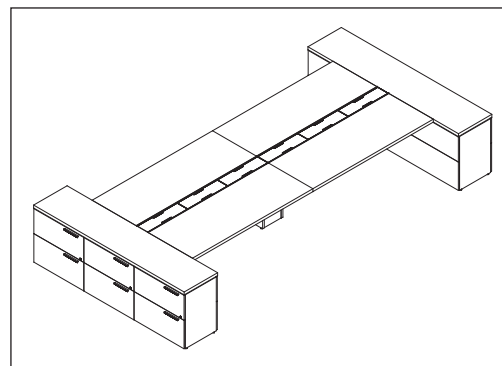


**STORAGE MODULES:**

- Top thickness: 1 1/2" (38 mm) or 1" (25 mm).
- Several drawer configurations available.
- Individual- or shared-use modules.
- Height: 21" (561 mm), 29 7/8" (757 mm) or 29 3/8" (745 mm).
- 29 7/8"- (757 mm) or 29 3/8"-tall (745 mm) storage modules may be joined to a double-sided surface, resting on the module back, using a set of surface support ties for storage modules (CNNNS-SURFCON). This set of supports must be ordered separately.

**STORAGE MODULE 29 7/8" (757 mm) OR 29 3/8" (745 mm) ATTACHED TO A DOUBLE-SIDED SURFACE,  
USING A SET OF SURFACE SUPPORT TIES FOR STORAGE MODULES (CNNNS-SURFCON):**

**Example of a workstation:**

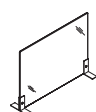




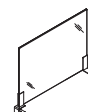
## ACCESSORIES: / PRIVACY, LATERAL AND SPACE END SCREENS / CUSHIONS

### PRIVACY AND LATERAL SCREENS

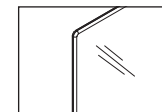
- Lateral and center dividing screens are available in 1/4"-thick (6 mm) acrylic, in 3/8"-thick (10 mm) fabric or in 1/2"-thick (12 mm) felt to establish individual work spaces.
- Choice of colors for translucent acrylic, United Chair® fabrics, and felt.
- Height: 11" (285 mm) or 18" (450 mm).



DIVIDERS



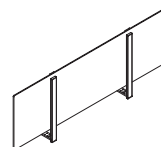
LATERAL



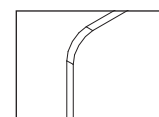
PRIVACY, LATERAL AND SPACE END SCREENS

### END SCREENS

- End dividing screens are available in 1/4"-thick (6 mm) acrylic, in 3/8"-thick (10 mm) fabric or in 1/2"-thick (12 mm) felt to establish individual work spaces, from the adjacent corridor to the surface.
- Choice of colors for translucent acrylic, United Chair® fabrics, and felt. (Refer to color chart.)
- Metallic base sold separately. Enables a felt end screen to be turned into a tackboard.
- Height: 18" (450 mm).



END

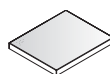


FELT END SCREENS

### ACCESSORIES: / CUSHIONS

#### CUSHIONS:

- 21"-tall (561 mm) storage modules are compatible with all cushion models, except product CNNNN-CU1518, which is reserved for mobile pedestal CN\_\_MP1518F.
- 2"-thick (51 mm) foam.
- Choice of United Chair® fabrics.
- Comply with *Cal. 117* standard.

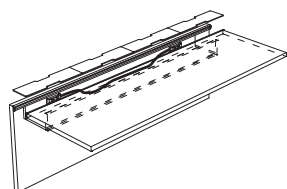


## ELECTRICITY: / CHARACTERISTICS / ELECTRICAL POWER FEED

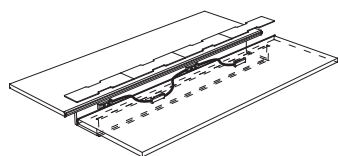
### CHARACTERISTICS OF THE ELECTRICAL SYSTEM

- 4 wires, 2 circuits, 20 Amps each.
- 13 double electric power outlets per circuit. Maximum of 26 double outlets of 15 Amps per power source.
- Easy to adapt, install and reconfigure.
- UL-classified wiring system.
- Cradle-to-cradle compliance with RoHS standard, available upon request.
- For installation in wire management raceways.
- Functions in all regions except Chicago and New York.
- Manufactured wiring systems are not authorized in Chicago or New York.
- So simple: just 4 different kits deliver electrical power to all single-sided, double-sided or 120° work surfaces.

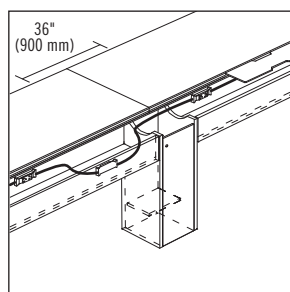
#### HOW TO SPECIFY:



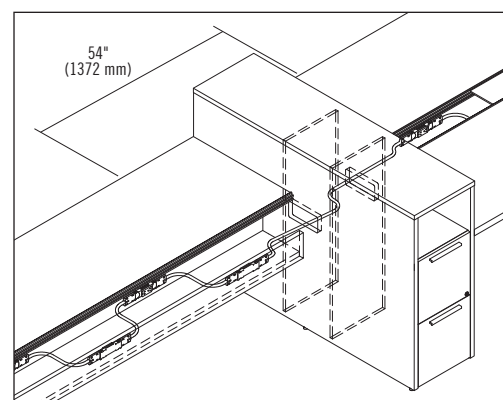
RCST3196 with LGC-4TRAC296C1



RCDT6084 with LGC-4TRAC496C2



LGC-PASS36



LGC-PASS54

#### STEP 1

Determine the number of users.

#### STEP 2

Determine each user's electrical power needs (1 or 2 double outlets per workstation meet most needs). Choose one of the 4 kits available.

Each kit must be ordered according to the surface length and the number of double outlets required.

#### STEP 3

Determine whether 1 or 2 circuits are required, and order the number of kits needed. The kits are comprised of double outlets and cables. Each kit includes the hardware required to attach the cables to the wire management raceway.

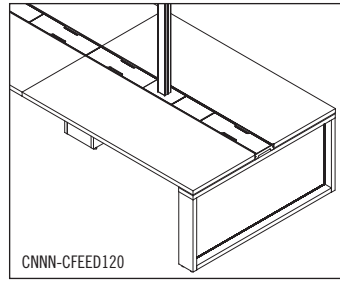
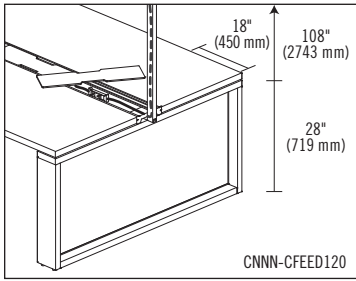
#### STEP 4

Each added surface must be connected to the adjacent surface with connecting cable LGC-PASS36, except for those arrangements where a C\_N\_\_-CRC\_\_ storage base is integrated between two surfaces; the latter must be connected with cable LGC-PASS54.

**ELECTRICAL INFEED**

There are a number of ways for bringing electrical power to surfaces, namely from a power source located in the floor, in a wall or in the ceiling.

**Infeed from ceiling:**



Power feed is plugged at one end of the piece of furniture or at any point along the top of the raceway. To this end, a 120"-tall (3000 mm) column is supplied, with the appropriate hardware.

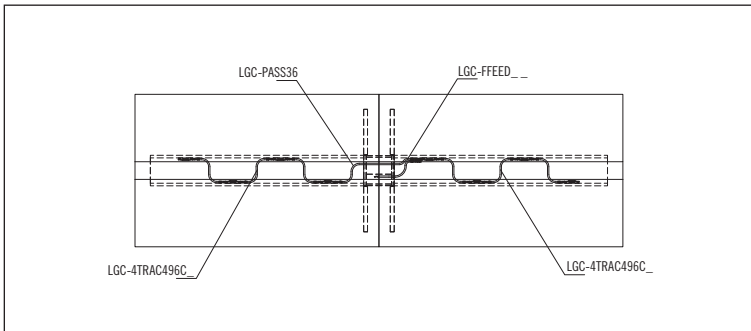
The cable is 132" (3353 mm) long, assuming the piece of furniture is 29<sup>7</sup>/<sub>8</sub>" (757 mm) tall and that the first double power outlet is located 18" (450 mm) from the surface edge.

A contact plate may be installed along the wire management raceway's aluminum rails, and it can accommodate up to 4 connections.

Adapters are included.

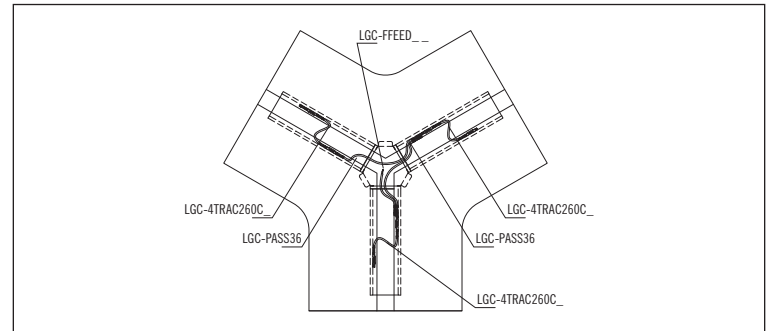
**Examples of electrical specifications:**

**Rectangular surfaces:**



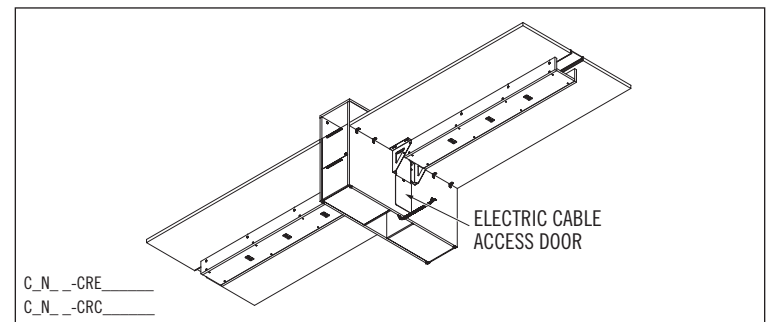
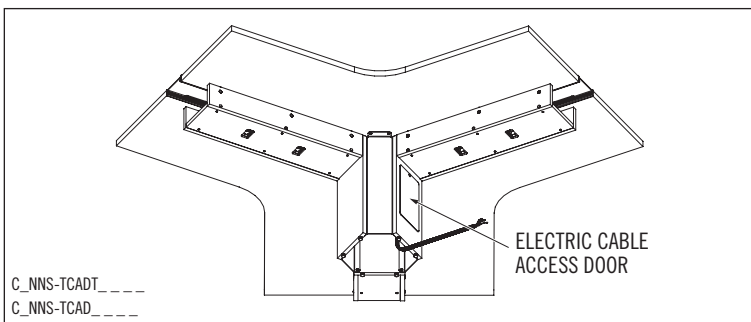
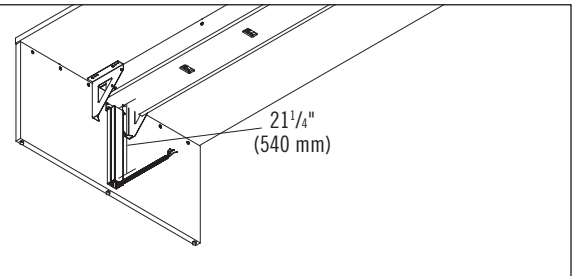
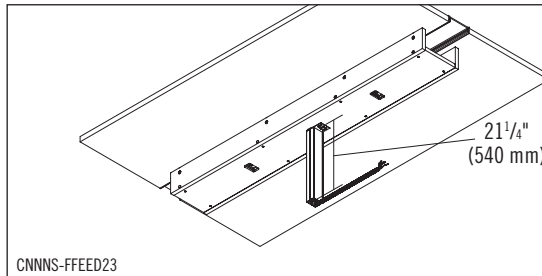
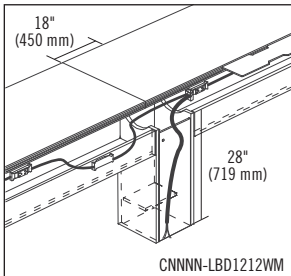
Two double-sided surfaces 60" D x 96" W (1500 mm x 2400 mm) are connected to an electric power source by the sequence of components shown in the diagram above.

**120° surfaces:**



120° surfaces 54" D x 60" W (1350 mm x 1500 mm) are connected to an electric power source by the sequence of components shown in the diagram above.

**Infeed from floor:**



The installation of the electrical feed must be carried out by a professional electrician.

Cables for floor infeed are available in lengths of 60" (1524 mm) or 72" (1829 mm), assuming the piece of furniture is 29<sup>7</sup>/<sub>8</sub>" (757 mm) tall and that the first duplex is located 18" (450 mm) from the surface edge.


The center base with wire management raceway (C\_NNS-LBD1212WM or C\_NNS-LBS912WM) is equipped with a lockable door.

Power can be fed to: the end of the work surface; the center, thanks to the wire management raceway; the storage base equipped with a wire management raceway (C\_N \_\_-CRE \_\_ and C\_N \_\_-CRC \_\_); the base of the 120° surface; or from any location beneath the raceway, using FFEED23 products, when the power source is in the floor.


Each electrical panel can feed 2 circuits comprising a maximum of 26 double outlets (13 per circuit).

**EDGEBOARDING:**

Automatically applied to the top and the sides.

**N Edge**


1" and 1½"  
(25 mm and 38 mm)  
**N edgebanding matches the finish specified for the surface.**

**K Knife Edge**


1½" (38 mm)  
**K knife-edge available (in coordinated colors) ONLY when a wood grain or Snow (SNO) finish is specified for the surface.**

**CODIFICATION**

Series	Options			
	Thickness	Edgebanding	High-Gloss accent	Accent
<b>C</b>	1 Thermofused laminate 1" (25 mm)	<b>N</b> Smooth edge	<b>W</b> High-Gloss White	<b>S</b> Silver
	2 High-pressure laminate 1" (25 mm)	<b>K</b> Knife-edge		<b>W</b> White
	5 Thermofused laminate 1½" (38 mm)			
	6 High-pressure laminate 1½" (38 mm)			

**METAL BASES:**
**S** – Silver or **W** – White


**Montréal Base**

**Chicago Base**
**LAMINATE OR LAMINATE/**
**ACRYLIC BASES:**

**New York Base**

**SCREENS / LATERAL SCREENS:**
**Acrylic**

**T** – Translucent or  
**Y** – Sky

**Felt**


Several colors available.

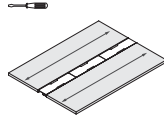
**Fabric**

Several fabrics available. Refer to United Chair®'s fabric swatch cards.

**SCREEN SUPPORTS, HANDLE, SURFACE ELECTRICAL MODULE:**
**S** – Silver or **W** – White




W x D x H (in)	W x D x H (mm)	Code	All Laminate (\$)	HPL Surfaces (\$)
<b>Double-sided surfaces with raceway</b>				
<i>Double-sided surfaces with wire management raceway. Translucent acrylic channel covers. 2 LGC-COM included. 1 tone only.</i>				
72 x 60 x 1	1800 x 1500 x 25	C_NNS-RCDT6072	1,396	1,653
60 x 60 x 1	1500 x 1500 x 25	C_NNS-RCDT6060	1,236	1,499
48 x 60 x 1	1200 x 1500 x 25	C_NNS-RCDT6048	1,082	1,339
72 x 54 x 1	1800 x 1350 x 25	C_NNS-RCDT5472	1,324	1,597
60 x 54 x 1	1500 x 1350 x 25	C_NNS-RCDT5460	1,174	1,452
48 x 54 x 1	1200 x 1350 x 25	C_NNS-RCDT5448	1,025	1,298



Channel cover option, change T to: Y Sky, add \$65.

96" to 84"

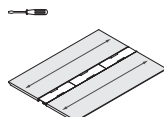
Packaged in 2 boxes.

Specify the surface type (1, 2).

96 x 60 x 1½	2400 x 1500 x 38	C_NNS-RCDT6096	2,086	2,503
84 x 60 x 1½	2100 x 1500 x 38	C_NNS-RCDT6084	1,895	2,266
72 x 60 x 1½	1800 x 1500 x 38	C_NNS-RCDT6072	1,710	2,055
60 x 60 x 1½	1500 x 1500 x 38	C_NNS-RCDT6060	1,535	1,839
48 x 60 x 1½	1200 x 1500 x 38	C_NNS-RCDT6048	1,380	1,663
96 x 54 x 1½	2400 x 1350 x 38	C_NNS-RCDT5496	2,034	2,441
84 x 54 x 1½	2100 x 1350 x 38	C_NNS-RCDT5484	1,849	2,220
72 x 54 x 1½	1800 x 1350 x 38	C_NNS-RCDT5472	1,669	1,998
60 x 54 x 1½	1500 x 1350 x 38	C_NNS-RCDT5460	1,499	1,797
48 x 54 x 1½	1200 x 1350 x 38	C_NNS-RCDT5448	1,354	1,617

Specify the surface type (5, 6).

W x D x H (in)	W x D x H (mm)	Code	All Laminate (\$)	HPL Surfaces (\$)
<b>Double-sided surfaces with raceway and knife edge</b>				
<i>Double-sided surfaces with wire management raceway. Knife edge. Translucent acrylic channel covers. 2 LGC-COM included. 1 tone only.</i>				
96 x 60 x 1½	2400 x 1500 x 38	C_KNS-RCDT6096	2,369	2,657
84 x 60 x 1½	2100 x 1500 x 38	C_KNS-RCDT6084	2,220	2,462
72 x 60 x 1½	1800 x 1500 x 38	C_KNS-RCDT6072	2,024	2,225
60 x 60 x 1½	1500 x 1500 x 38	C_KNS-RCDT6060	1,869	2,029
48 x 60 x 1½	1200 x 1500 x 38	C_KNS-RCDT6048	1,720	1,833
96 x 54 x 1½	2400 x 1350 x 38	C_KNS-RCDT5496	2,276	2,560
84 x 54 x 1½	2100 x 1350 x 38	C_KNS-RCDT5484	2,132	2,374
72 x 54 x 1½	1800 x 1350 x 38	C_KNS-RCDT5472	1,947	2,153
60 x 54 x 1½	1500 x 1350 x 38	C_KNS-RCDT5460	1,803	1,967
48 x 54 x 1½	1200 x 1350 x 38	C_KNS-RCDT5448	1,658	1,782



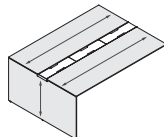
Channel cover option, change T to: Y Sky, add \$65.

96" to 84"

Packaged in 2 boxes.

Specify the surface type (5, 6).

W x D x H (in)	W x D x H (mm)	Code	All Laminate (\$)	HPL Surfaces (\$)
<b>Double-sided surfaces with raceway and knife edge</b>				
<i>Double-sided surfaces with wire management raceway. Knife edge. Translucent acrylic channel covers. 1 full leg with knife edge included. 2 LGC-COM included. 1 tone only.</i>				
96 x 60 x 29⅞	2400 x 1500 x 757	C_KNS-RCDT6096RA	2,951	3,363
84 x 60 x 29⅞	2100 x 1500 x 757	C_KNS-RCDT6084RA	2,802	3,167
72 x 60 x 29⅞	1800 x 1500 x 757	C_KNS-RCDT6072RA	2,652	2,966
60 x 60 x 29⅞	1500 x 1500 x 757	C_KNS-RCDT6060RA	2,498	2,766
48 x 60 x 29⅞	1200 x 1500 x 757	C_KNS-RCDT6048RA	2,348	2,565
96 x 54 x 29⅞	2400 x 1350 x 757	C_KNS-RCDT5496RA	2,894	3,265
84 x 54 x 29⅞	2100 x 1350 x 757	C_KNS-RCDT5484RA	2,745	3,075
72 x 54 x 29⅞	1800 x 1350 x 757	C_KNS-RCDT5472RA	2,601	2,884
60 x 54 x 29⅞	1500 x 1350 x 757	C_KNS-RCDT5460RA	2,457	2,699
48 x 54 x 29⅞	1200 x 1350 x 757	C_KNS-RCDT5448RA	2,307	2,508

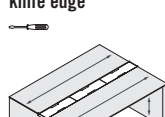


Channel cover option, change T to: Y Sky, add \$65.

Packaged in 2 boxes.

Specify the surface type (5, 6).

W x D x H (in)	W x D x H (mm)	Code	All Laminate (\$)	HPL Surfaces (\$)
<b>Double-sided surfaces with raceway and knife edge</b>				
<i>Double-sided surfaces with wire management raceway. Knife edge. Translucent acrylic channel covers. 2 full legs with knife edge included. 2 LGC-COM included. 1 tone only.</i>				
96 x 60 x 29⅞	2400 x 1500 x 757	C_KNS-RCDT6096A	3,677	4,084
84 x 60 x 29⅞	2100 x 1500 x 757	C_KNS-RCDT6084A	3,533	3,899
72 x 60 x 29⅞	1800 x 1500 x 757	C_KNS-RCDT6072A	3,394	3,713
60 x 60 x 29⅞	1500 x 1500 x 757	C_KNS-RCDT6060A	3,255	3,528
48 x 60 x 29⅞	1200 x 1500 x 757	C_KNS-RCDT6048A	3,116	3,337
96 x 54 x 29⅞	2400 x 1350 x 757	C_KNS-RCDT5496A	3,595	3,966
84 x 54 x 29⅞	2100 x 1350 x 757	C_KNS-RCDT5484A	3,461	3,785
72 x 54 x 29⅞	1800 x 1350 x 757	C_KNS-RCDT5472A	3,327	3,610
60 x 54 x 29⅞	1500 x 1350 x 757	C_KNS-RCDT5460A	3,188	3,435
48 x 54 x 29⅞	1200 x 1350 x 757	C_KNS-RCDT5448A	3,054	3,260

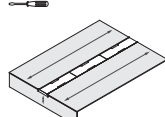


Channel cover option, change T to: Y Sky, add \$65.

Packaged in 2 boxes.

Specify the surface type (5, 6).

W x D x H (in)	W x D x H (mm)	Code	All Laminate (\$)	HPL Surfaces (\$)
<b>Double-sided surfaces with raceway and knife edge</b>				
<i>Double-sided surfaces with wire management raceway. Knife edge. Translucent acrylic channel covers. 1 small leg with knife edge included to be supported by low storage module. 2 LGC-COM included. 1 tone only.</i>				
96 x 60 x 8	2400 x 1500 x 196	C_KNS-RCDT6096RC	2,812	3,219
84 x 60 x 8	2100 x 1500 x 196	C_KNS-RCDT6084RC	2,663	3,023
72 x 60 x 8	1800 x 1500 x 196	C_KNS-RCDT6072RC	2,513	2,822
60 x 60 x 8	1500 x 1500 x 196	C_KNS-RCDT6060RC	2,364	2,627
48 x 60 x 8	1200 x 1500 x 196	C_KNS-RCDT6048RC	2,215	2,431
96 x 54 x 8	2400 x 1350 x 196	C_KNS-RCDT5496RC	2,766	3,126
84 x 54 x 8	2100 x 1350 x 196	C_KNS-RCDT5484RC	2,621	2,941
72 x 54 x 8	1800 x 1350 x 196	C_KNS-RCDT5472RC	2,477	2,755
60 x 54 x 8	1500 x 1350 x 196	C_KNS-RCDT5460RC	2,333	2,565
48 x 54 x 8	1200 x 1350 x 196	C_KNS-RCDT5448RC	2,189	2,379



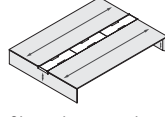
Channel cover option, change T to: Y Sky, add \$65.

96" to 72"

Packaged in 2 boxes.

Specify the surface type (5, 6).

W x D x H (in)	W x D x H (mm)	Code	All Laminate (\$)	HPL Surfaces (\$)
<b>Double-sided surfaces with raceway and knife edge</b>				
<i>Double-sided surfaces with wire management raceway. Knife edge. Translucent acrylic channel covers. 2 small legs with knife edge included to be supported by low storage modules. 2 LGC-COM included. 1 tone only.</i>				
96 x 60 x 8	2400 x 1500 x 196	C_KNS-RCDT6096C	3,512	3,929
84 x 60 x 8	2100 x 1500 x 196	C_KNS-RCDT6084C	3,373	3,739
72 x 60 x 8	1800 x 1500 x 196	C_KNS-RCDT6072C	3,229	3,548
60 x 60 x 8	1500 x 1500 x 196	C_KNS-RCDT6060C	3,085	3,358
48 x 60 x 8	1200 x 1500 x 196	C_KNS-RCDT6048C	2,946	3,172
96 x 54 x 8	2400 x 1350 x 196	C_KNS-RCDT5496C	3,451	3,821
84 x 54 x 8	2100 x 1350 x 196	C_KNS-RCDT5484C	3,311	3,641
72 x 54 x 8	1800 x 1350 x 196	C_KNS-RCDT5472C	3,178	3,461
60 x 54 x 8	1500 x 1350 x 196	C_KNS-RCDT5460C	3,039	3,286
48 x 54 x 8	1200 x 1350 x 196	C_KNS-RCDT5448C	2,899	3,105



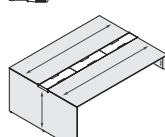
Channel cover option, change T to: Y Sky, add \$65.

96" to 72"

Packaged in 2 boxes.

Specify the surface type (5, 6).

W x D x H (in)	W x D x H (mm)	Code	All Laminate (\$)	HPL Surfaces (\$)
<b>Double-sided surfaces with raceway and knife edge</b>				
<i>Double-sided surfaces with wire management raceway. Knife edge. Translucent acrylic channel covers. 1 full leg and 1 small leg with knife edge included to be supported by low storage module. 2 LGC-COM included. 1 tone only.</i>				
96 x 60 x 29⅞	2400 x 1500 x 757	C_KNS-RCDT6096B	3,610	4,027
84 x 60 x 29⅞	2100 x 1500 x 757	C_KNS-RCDT6084B	3,466	3,837
72 x 60 x 29⅞	1800 x 1500 x 757	C_KNS-RCDT6072B	3,322	3,646
60 x 60 x 29⅞	1500 x 1500 x 757	C_KNS-RCDT6060B	3,183	3,456
48 x 60 x 29⅞	1200 x 1500 x 757	C_KNS-RCDT6048B	3,039	3,265



Channel cover option, change T to: Y Sky, add \$65.

Packaged in 2 boxes.

2-TONE LAMINATE APPLICATION: SHADED AREA CORRESPONDS TO THE FIRST CODE TO BE SPECIFIED. SECOND LAMINATE CODE WILL BE APPLIED TO THE REST OF THE PRODUCT.

= ASSEMBLY REQUIRED

= NOT PART OF THE QUICKSHIP PROGRAM

	W x D x H (in)	W x D x H (mm)	Code	All Laminate (\$)	HPL Surfaces (\$)
<b>Double-sided surfaces with raceway and knife edge (cont'd)</b>	96 x 54 x 29 <sup>7</sup> / <sub>8</sub>	2400 x 1350 x 757	<b>C_KNS-RCDT5496B</b>	<b>3,533</b>	<b>3,909</b>
	84 x 54 x 29 <sup>7</sup> / <sub>8</sub>	2100 x 1350 x 757	<b>C_KNS-RCDT5484B</b>	<b>3,399</b>	<b>3,729</b>
	72 x 54 x 29 <sup>7</sup> / <sub>8</sub>	1800 x 1350 x 757	<b>C_KNS-RCDT5472B</b>	<b>3,260</b>	<b>3,548</b>
	60 x 54 x 29 <sup>7</sup> / <sub>8</sub>	1500 x 1350 x 757	<b>C_KNS-RCDT5460B</b>	<b>3,121</b>	<b>3,373</b>
	48 x 54 x 29 <sup>7</sup> / <sub>8</sub>	1200 x 1350 x 757	<b>C_KNS-RCDT5448B</b>	<b>2,987</b>	<b>3,193</b>

Specify the surface type (5, 6).

	<i>Double-sided surfaces with 2<sup>3</sup>/<sub>4</sub>" (70 mm) space for wires between surfaces. 1 tone only.</i>				
	W x D x H (in)	W x D x H (mm)	Code	All Laminate (\$)	HPL Surfaces (\$)
<b>Double-sided surfaces without raceway</b>	72 x 60 x 1	1800 x 1500 x 25	<b>C_NNN-RCD6072</b>	<b>1,210</b>	<b>1,622</b>
	60 x 60 x 1	1500 x 1500 x 25	<b>C_NNN-RCD6060</b>	<b>999</b>	<b>1,354</b>
	48 x 60 x 1	1200 x 1500 x 25	<b>C_NNN-RCD6048</b>	<b>788</b>	<b>1,066</b>
	72 x 54 x 1	1800 x 1350 x 25	<b>C_NNN-RCD5472</b>	<b>1,138</b>	<b>1,545</b>
	60 x 54 x 1	1500 x 1350 x 25	<b>C_NNN-RCD5460</b>	<b>1,061</b>	<b>1,293</b>
48 x 54 x 1	1200 x 1350 x 25	<b>C_NNN-RCD5448</b>	<b>984</b>	<b>1,025</b>	

Specify the surface type (1, 2).

96 x 60 x 1 <sup>1</sup> / <sub>2</sub>	2400 x 1500 x 38	<b>C_NNN-RCD6096</b>	<b>1,421</b>	<b>1,895</b>
84 x 60 x 1 <sup>1</sup> / <sub>2</sub>	2100 x 1500 x 38	<b>C_NNN-RCD6084</b>	<b>1,385</b>	<b>1,736</b>
72 x 60 x 1 <sup>1</sup> / <sub>2</sub>	1800 x 1500 x 38	<b>C_NNN-RCD6072</b>	<b>1,375</b>	<b>1,627</b>
60 x 60 x 1 <sup>1</sup> / <sub>2</sub>	1500 x 1500 x 38	<b>C_NNN-RCD6060</b>	<b>1,143</b>	<b>1,483</b>
48 x 60 x 1 <sup>1</sup> / <sub>2</sub>	1200 x 1500 x 38	<b>C_NNN-RCD6048</b>	<b>1,071</b>	<b>1,385</b>
96 x 54 x 1 <sup>1</sup> / <sub>2</sub>	2400 x 1350 x 38	<b>C_NNN-RCD5496</b>	<b>1,370</b>	<b>1,823</b>
84 x 54 x 1 <sup>1</sup> / <sub>2</sub>	2100 x 1350 x 38	<b>C_NNN-RCD5484</b>	<b>1,267</b>	<b>1,679</b>
72 x 54 x 1 <sup>1</sup> / <sub>2</sub>	1800 x 1350 x 38	<b>C_NNN-RCD5472</b>	<b>1,200</b>	<b>1,566</b>
60 x 54 x 1 <sup>1</sup> / <sub>2</sub>	1500 x 1350 x 38	<b>C_NNN-RCD5460</b>	<b>1,107</b>	<b>1,442</b>
48 x 54 x 1 <sup>1</sup> / <sub>2</sub>	1200 x 1350 x 38	<b>C_NNN-RCD5448</b>	<b>1,045</b>	<b>1,334</b>

Specify the surface type (5, 6).

	<i>Double-sided surfaces with 2<sup>3</sup>/<sub>4</sub>" (70 mm) space for wires between surfaces. Knife edge. 1 tone only.</i>				
	W x D x H (in)	W x D x H (mm)	Code	All Laminate (\$)	HPL Surfaces (\$)
<b>Double-sided knife edge surfaces without raceway</b>	96 x 60 x 1 <sup>1</sup> / <sub>2</sub>	2400 x 1500 x 38	<b>C_KNN-RCD6096</b>	<b>1,797</b>	<b>2,245</b>
	84 x 60 x 1 <sup>1</sup> / <sub>2</sub>	2100 x 1500 x 38	<b>C_KNN-RCD6084</b>	<b>1,669</b>	<b>2,060</b>
	72 x 60 x 1 <sup>1</sup> / <sub>2</sub>	1800 x 1500 x 38	<b>C_KNN-RCD6072</b>	<b>1,540</b>	<b>1,875</b>
	60 x 60 x 1 <sup>1</sup> / <sub>2</sub>	1500 x 1500 x 38	<b>C_KNN-RCD6060</b>	<b>1,411</b>	<b>1,689</b>
	48 x 60 x 1 <sup>1</sup> / <sub>2</sub>	1200 x 1500 x 38	<b>C_KNN-RCD6048</b>	<b>1,282</b>	<b>1,504</b>
	96 x 54 x 1 <sup>1</sup> / <sub>2</sub>	2400 x 1350 x 38	<b>C_KNN-RCD5496</b>	<b>1,720</b>	<b>2,117</b>
	84 x 54 x 1 <sup>1</sup> / <sub>2</sub>	2100 x 1350 x 38	<b>C_KNN-RCD5484</b>	<b>1,597</b>	<b>1,947</b>
	72 x 54 x 1 <sup>1</sup> / <sub>2</sub>	1800 x 1350 x 38	<b>C_KNN-RCD5472</b>	<b>1,478</b>	<b>1,777</b>
	60 x 54 x 1 <sup>1</sup> / <sub>2</sub>	1500 x 1350 x 38	<b>C_KNN-RCD5460</b>	<b>1,354</b>	<b>1,607</b>
48 x 54 x 1 <sup>1</sup> / <sub>2</sub>	1200 x 1350 x 38	<b>C_KNN-RCD5448</b>	<b>1,236</b>	<b>1,437</b>	

Specify the surface type (5, 6).

	<i>Double-sided surfaces with 2<sup>3</sup>/<sub>4</sub>" (70 mm) space for wires between surfaces. Knife edge. 1 full leg with knife edge included. 1 tone only.</i>				
	W x D x H (in)	W x D x H (mm)	Code	All Laminate (\$)	HPL Surfaces (\$)
<b>Double-sided knife edge surfaces without raceway</b>	96 x 60 x 29 <sup>7</sup> / <sub>8</sub>	2400 x 1500 x 757	<b>C_KNS-RCDD6096RA</b>	<b>2,627</b>	<b>3,075</b>
	84 x 60 x 29 <sup>7</sup> / <sub>8</sub>	2100 x 1500 x 757	<b>C_KNS-RCDD6084RA</b>	<b>2,503</b>	<b>2,894</b>
	72 x 60 x 29 <sup>7</sup> / <sub>8</sub>	1800 x 1500 x 757	<b>C_KNS-RCDD6072RA</b>	<b>2,379</b>	<b>2,714</b>
	60 x 60 x 29 <sup>7</sup> / <sub>8</sub>	1500 x 1500 x 757	<b>C_KNS-RCDD6060RA</b>	<b>2,256</b>	<b>2,539</b>
	48 x 60 x 29 <sup>7</sup> / <sub>8</sub>	1200 x 1500 x 757	<b>C_KNS-RCDD6048RA</b>	<b>2,132</b>	<b>2,359</b>
	96 x 54 x 29 <sup>7</sup> / <sub>8</sub>	2400 x 1350 x 757	<b>C_KNS-RCDD5496RA</b>	<b>2,518</b>	<b>2,915</b>
	84 x 54 x 29 <sup>7</sup> / <sub>8</sub>	2100 x 1350 x 757	<b>C_KNS-RCDD5484RA</b>	<b>2,400</b>	<b>2,750</b>
	72 x 54 x 29 <sup>7</sup> / <sub>8</sub>	1800 x 1350 x 757	<b>C_KNS-RCDD5472RA</b>	<b>2,287</b>	<b>2,585</b>
	60 x 54 x 29 <sup>7</sup> / <sub>8</sub>	1500 x 1350 x 757	<b>C_KNS-RCDD5460RA</b>	<b>2,173</b>	<b>2,421</b>
	48 x 54 x 29 <sup>7</sup> / <sub>8</sub>	1200 x 1350 x 757	<b>C_KNS-RCDD5448RA</b>	<b>2,055</b>	<b>2,256</b>

Specify the surface type (5, 6).

	<i>Double-sided surfaces with 2<sup>3</sup>/<sub>4</sub>" (70 mm) space for wires between surfaces. Knife edge. 2 full legs with knife edge included. 1 tone only.</i>				
	W x D x H (in)	W x D x H (mm)	Code	All Laminate (\$)	HPL Surfaces (\$)
<b>Double-sided knife edge surfaces without raceway</b>	96 x 60 x 29 <sup>7</sup> / <sub>8</sub>	2400 x 1500 x 757	<b>C_KNS-RCDD6096A</b>	<b>3,368</b>	<b>3,821</b>
	84 x 60 x 29 <sup>7</sup> / <sub>8</sub>	2100 x 1500 x 757	<b>C_KNS-RCDD6084A</b>	<b>3,245</b>	<b>3,641</b>
	72 x 60 x 29 <sup>7</sup> / <sub>8</sub>	1800 x 1500 x 757	<b>C_KNS-RCDD6072A</b>	<b>3,121</b>	<b>3,461</b>
	60 x 60 x 29 <sup>7</sup> / <sub>8</sub>	1500 x 1500 x 757	<b>C_KNS-RCDD6060A</b>	<b>2,997</b>	<b>3,281</b>
	48 x 60 x 29 <sup>7</sup> / <sub>8</sub>	1200 x 1500 x 757	<b>C_KNS-RCDD6048A</b>	<b>2,879</b>	<b>3,100</b>
	96 x 54 x 29 <sup>7</sup> / <sub>8</sub>	2400 x 1350 x 757	<b>C_KNS-RCDD5496A</b>	<b>3,234</b>	<b>3,631</b>
	84 x 54 x 29 <sup>7</sup> / <sub>8</sub>	2100 x 1350 x 757	<b>C_KNS-RCDD5484A</b>	<b>3,116</b>	<b>3,466</b>
	72 x 54 x 29 <sup>7</sup> / <sub>8</sub>	1800 x 1350 x 757	<b>C_KNS-RCDD5472A</b>	<b>3,002</b>	<b>3,301</b>
	60 x 54 x 29 <sup>7</sup> / <sub>8</sub>	1500 x 1350 x 757	<b>C_KNS-RCDD5460A</b>	<b>2,889</b>	<b>3,136</b>
	48 x 54 x 29 <sup>7</sup> / <sub>8</sub>	1200 x 1350 x 757	<b>C_KNS-RCDD5448A</b>	<b>2,771</b>	<b>2,972</b>

Specify the surface type (5, 6).

	<i>Double-sided surfaces with 2<sup>3</sup>/<sub>4</sub>" (70 mm) space for wires between surfaces. Knife edge. 1 small leg with knife edge included to be supported by low storage module. 1 tone only.</i>				
	W x D x H (in)	W x D x H (mm)	Code	All Laminate (\$)	HPL Surfaces (\$)
<b>Double-sided knife edge surfaces without raceway</b>	96 x 60 x 8	2400 x 1500 x 196	<b>C_KNS-RCDD6096RC</b>	<b>2,518</b>	<b>2,972</b>
	84 x 60 x 8	2100 x 1500 x 196	<b>C_KNS-RCDD6084RC</b>	<b>2,400</b>	<b>2,791</b>
	72 x 60 x 8	1800 x 1500 x 196	<b>C_KNS-RCDD6072RC</b>	<b>2,276</b>	<b>2,611</b>
	60 x 60 x 8	1500 x 1500 x 196	<b>C_KNS-RCDD6060RC</b>	<b>2,153</b>	<b>2,431</b>
	48 x 60 x 8	1200 x 1500 x 196	<b>C_KNS-RCDD6048RC</b>	<b>2,029</b>	<b>2,256</b>
	96 x 54 x 8	2400 x 1350 x 196	<b>C_KNS-RCDD5496RC</b>	<b>2,426</b>	<b>2,822</b>
	84 x 54 x 8	2100 x 1350 x 196	<b>C_KNS-RCDD5484RC</b>	<b>2,307</b>	<b>2,683</b>
	72 x 54 x 8	1800 x 1350 x 196	<b>C_KNS-RCDD5472RC</b>	<b>2,194</b>	<b>2,539</b>
	60 x 54 x 8	1500 x 1350 x 196	<b>C_KNS-RCDD5460RC</b>	<b>2,081</b>	<b>2,395</b>
	48 x 54 x 8	1200 x 1350 x 196	<b>C_KNS-RCDD5448RC</b>	<b>1,962</b>	<b>2,256</b>

Specify the surface type (5, 6).

	<i>Double-sided surfaces with 2<sup>3</sup>/<sub>4</sub>" (70 mm) space for wires between surfaces. Knife edge. 2 small legs with knife edge included to be supported by low storage modules. 1 tone only.</i>				
	W x D x H (in)	W x D x H (mm)	Code	All Laminate (\$)	HPL Surfaces (\$)
<b>Double-sided knife edge surfaces without raceway</b>	96 x 60 x 8	2400 x 1500 x 196	<b>C_KNS-RCDD6096C</b>	<b>3,162</b>	<b>3,610</b>
	84 x 60 x 8	2100 x 1500 x 196	<b>C_KNS-RCDD6084C</b>	<b>3,039</b>	<b>3,435</b>
	72 x 60 x 8	1800 x 1500 x 196	<b>C_KNS-RCDD6072C</b>	<b>2,915</b>	<b>3,255</b>
	60 x 60 x 8	1500 x 1500 x 196	<b>C_KNS-RCDD6060C</b>	<b>2,791</b>	<b>3,075</b>
	48 x 60 x 8	1200 x 1500 x 196	<b>C_KNS-RCDD6048C</b>	<b>2,668</b>	<b>2,894</b>
	96 x 54 x 8	2400 x 1350 x 196	<b>C_KNS-RCDD5496C</b>	<b>3,049</b>	<b>3,445</b>
	84 x 54 x 8	2100 x 1350 x 196	<b>C_KNS-RCDD5484C</b>	<b>2,930</b>	<b>3,281</b>
	72 x 54 x 8	1800 x 1350 x 196	<b>C_KNS-RCDD5472C</b>	<b>2,817</b>	<b>3,116</b>
	60 x 54 x 8	1500 x 1350 x 196	<b>C_KNS-RCDD5460C</b>	<b>2,704</b>	<b>2,951</b>
	48 x 54 x 8	1200 x 1350 x 196	<b>C_KNS-RCDD5448C</b>	<b>2,585</b>	<b>2,786</b>

Specify the surface type (5, 6).

	<i>Double-sided surfaces with 2<sup>3</sup>/<sub>4</sub>" (70 mm) space for wires between surfaces. Knife edge. 1 full leg and 1 small leg with knife edge included to be supported by low storage module. 1 tone only.</i>				
	W x D x H (in)	W x D x H (mm)	Code	All Laminate (\$)	HPL Surfaces (\$)
<b>Double-sided knife edge surfaces without raceway</b>	96 x 60 x 29 <sup>7</sup> / <sub>8</sub>	2400 x 1500 x 757	<b>C_KNS-RCDD6096B</b>	<b>3,265</b>	<b>3,713</b>
	84 x 60 x 29 <sup>7</sup> / <sub>8</sub>	2100 x 1500 x 757	<b>C_KNS-RCDD6084B</b>	<b>3,142</b>	<b>3,538</b>
	72 x 60 x 29 <sup>7</sup> / <sub>8</sub>	1800 x 1500 x 757	<b>C_KNS-RCDD6072B</b>	<b>3,018</b>	<b>3,358</b>
	60 x 60 x 29 <sup>7</sup> / <sub>8</sub>	1500 x 1500 x 757	<b>C_KNS-RCDD6060B</b>	<b>2,894</b>	<b>3,178</b>
	48 x 60 x 29 <sup>7</sup> / <sub>8</sub>	1200 x 1500 x 757	<b>C_KNS-RCDD6048B</b>	<b>2,771</b>	<b>2,997</b>
	96 x 54 x 29 <sup>7</sup> / <sub>8</sub>	2400 x 1350 x 757	<b>C_KNS-RCDD5496B</b>	<b>3,142</b>	<b>3,538</b>
	84 x 54 x 29 <sup>7</sup> / <sub>8</sub>	2100 x 1350 x 757	<b>C_KNS-RCDD5484B</b>	<b>3,023</b>	<b>3,373</b>
	72 x 54 x 29 <sup>7</sup> / <sub>8</sub>	1800 x 1350 x 757	<b>C_KNS-RCDD5472B</b>	<b>2,910</b>	<b>3,208</b>
	60 x 54 x 29 <sup>7</sup> / <sub>8</sub>	1500 x 1350 x 757	<b>C_KNS-RCDD5460B</b>	<b>2,796</b>	<b>3,044</b>
	48 x 54 x 29 <sup>7</sup> / <sub>8</sub>	1200 x 1350 x 757	<b>C_KNS-RCDD5448B</b>	<b>2,678</b>	<b>2,879</b>

Specify the surface type (5, 6).

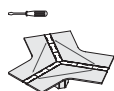
2-TONE LAMINATE APPLICATION: SHADED AREA CORRESPONDS TO THE FIRST CODE TO BE SPECIFIED. SECOND LAMINATE CODE WILL BE APPLIED TO THE REST OF THE PRODUCT.

= NOT PART OF THE QUICKSHIP PROGRAM

= ASSEMBLY REQUIRED



**120-degree surfaces with raceway**



Channel cover option, change T to: Y Sky, add \$88.

Packaged in 4 boxes.

W x D x H (in)	W x D x H (mm)	Code	All Laminate (\$)	HPL Surfaces (\$)
<i>Surfaces with wire management raceway. Translucent acrylic channel covers. Wire management center base included. 3 LGC-COM included. 1 tone only.</i>				
60 x 54 x 29 <sup>3</sup> / <sub>8</sub>	1500 x 1350 x 745	<b>C_NN_-TCADT5460</b>	<b>3,734</b>	<b>4,743</b>
54 x 54 x 29 <sup>3</sup> / <sub>8</sub>	1350 x 1350 x 745	<b>C_NN_-TCADT5454</b>	<b>3,693</b>	<b>4,640</b>
<b>Specify the surface type (1, 2). Specify accent color (S, W).</b>				
60 x 54 x 29 <sup>3</sup> / <sub>8</sub>	1500 x 1350 x 757	<b>C_NN_-TCADT5460</b>	<b>4,172</b>	<b>5,227</b>
54 x 54 x 29 <sup>3</sup> / <sub>8</sub>	1350 x 1350 x 757	<b>C_NN_-TCADT5454</b>	<b>4,105</b>	<b>5,099</b>

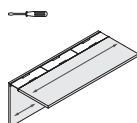
**120-degree surfaces without raceway**



Packaged in 4 boxes.

W x D x H (in)	W x D x H (mm)	Code	All Laminate (\$)	HPL Surfaces (\$)
<i>Surfaces with 2<sup>3</sup>/<sub>4</sub>" (70 mm) space for wires between surfaces. Wire management center base included. 1 tone only.</i>				
60 x 54 x 29 <sup>3</sup> / <sub>8</sub>	1500 x 1350 x 745	<b>C_NN_-TCAD5460</b>	<b>2,704</b>	<b>3,904</b>
54 x 54 x 29 <sup>3</sup> / <sub>8</sub>	1350 x 1350 x 745	<b>C_NN_-TCAD5454</b>	<b>2,673</b>	<b>3,826</b>
<b>Specify the surface type (1, 2). Specify accent color (S, W).</b>				
60 x 54 x 29 <sup>3</sup> / <sub>8</sub>	1500 x 1350 x 757	<b>C_NN_-TCAD5460</b>	<b>3,224</b>	<b>4,475</b>
54 x 54 x 29 <sup>3</sup> / <sub>8</sub>	1350 x 1350 x 757	<b>C_NN_-TCAD5454</b>	<b>3,172</b>	<b>4,378</b>

**Single-sided surfaces with raceway**



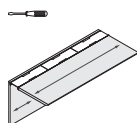
Channel cover option, change T to: Y Sky, add \$65.

96" to 84"

Packaged in 2 boxes.

W x D x H (in)	W x D x H (mm)	Code	All Laminate (\$)	HPL Surfaces (\$)
<i>Single-sided surfaces with wire management raceway. Translucent acrylic channel covers. 1 LGC-COM included. 1 tone only.</i>				
72 x 31 x 29 <sup>3</sup> / <sub>8</sub>	1800 x 797 x 745	<b>C_NNS-RCST3172</b>	<b>1,123</b>	<b>1,324</b>
60 x 31 x 29 <sup>3</sup> / <sub>8</sub>	1500 x 797 x 745	<b>C_NNS-RCST3160</b>	<b>1,030</b>	<b>1,221</b>
48 x 31 x 29 <sup>3</sup> / <sub>8</sub>	1200 x 797 x 745	<b>C_NNS-RCST3148</b>	<b>927</b>	<b>1,102</b>
<b>Specify the surface type (1, 2).</b>				
96 x 31 x 29 <sup>3</sup> / <sub>8</sub>	2400 x 797 x 757	<b>C_NNS-RCST3196</b>	<b>1,401</b>	<b>1,679</b>
84 x 31 x 29 <sup>3</sup> / <sub>8</sub>	2100 x 797 x 757	<b>C_NNS-RCST3184</b>	<b>1,251</b>	<b>1,499</b>
72 x 31 x 29 <sup>3</sup> / <sub>8</sub>	1800 x 797 x 757	<b>C_NNS-RCST3172</b>	<b>1,148</b>	<b>1,375</b>
60 x 31 x 29 <sup>3</sup> / <sub>8</sub>	1500 x 797 x 757	<b>C_NNS-RCST3160</b>	<b>1,056</b>	<b>1,262</b>
48 x 31 x 29 <sup>3</sup> / <sub>8</sub>	1200 x 797 x 757	<b>C_NNS-RCST3148</b>	<b>963</b>	<b>1,154</b>

**Single-sided knife edge surfaces with raceway**



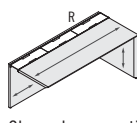
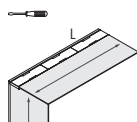
Channel cover option, change T to: Y Sky, add \$65.

96" to 84"

Packaged in 2 boxes.

W x D x H (in)	W x D x H (mm)	Code	All Laminate (\$)	HPL Surfaces (\$)
<i>Single-sided surfaces with wire management raceway. Knife edge. Translucent acrylic channel covers. 1 LGC-COM included. 1 tone only.</i>				
96 x 31 x 29 <sup>3</sup> / <sub>8</sub>	2400 x 797 x 757	<b>C_KNS-RCST3196</b>	<b>1,751</b>	<b>2,101</b>
84 x 31 x 29 <sup>3</sup> / <sub>8</sub>	2100 x 797 x 757	<b>C_KNS-RCST3184</b>	<b>1,566</b>	<b>1,880</b>
72 x 31 x 29 <sup>3</sup> / <sub>8</sub>	1800 x 797 x 757	<b>C_KNS-RCST3172</b>	<b>1,437</b>	<b>1,725</b>
60 x 31 x 29 <sup>3</sup> / <sub>8</sub>	1500 x 797 x 757	<b>C_KNS-RCST3160</b>	<b>1,318</b>	<b>1,581</b>
48 x 31 x 29 <sup>3</sup> / <sub>8</sub>	1200 x 797 x 757	<b>C_KNS-RCST3148</b>	<b>1,205</b>	<b>1,447</b>
<b>Specify the surface type (5, 6).</b>				

**Single-sided knife edge surfaces without raceway**



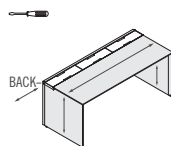
Channel cover option, change T to: Y Sky, add \$65.

96" to 72"

Packaged in 2 boxes.

W x D x H (in)	W x D x H (mm)	Code	All Laminate (\$)	HPL Surfaces (\$)
<i>Single-sided surfaces with wire management raceway. Knife edge. Translucent acrylic channel covers. 1 full leg with knife edge included. 1 LGC-COM included. 1 tone only.</i>				
96 x 31 x 29 <sup>3</sup> / <sub>8</sub>	2400 x 797 x 757	<b>C_KNS-RCST3196RA_</b>	<b>2,112</b>	<b>2,534</b>
84 x 31 x 29 <sup>3</sup> / <sub>8</sub>	2100 x 797 x 757	<b>C_KNS-RCST3184RA_</b>	<b>1,926</b>	<b>2,312</b>
72 x 31 x 29 <sup>3</sup> / <sub>8</sub>	1800 x 797 x 757	<b>C_KNS-RCST3172RA_</b>	<b>1,797</b>	<b>2,158</b>
60 x 31 x 29 <sup>3</sup> / <sub>8</sub>	1500 x 797 x 757	<b>C_KNS-RCST3160RA_</b>	<b>1,679</b>	<b>2,014</b>
48 x 31 x 29 <sup>3</sup> / <sub>8</sub>	1200 x 797 x 757	<b>C_KNS-RCST3148RA_</b>	<b>1,566</b>	<b>1,880</b>
<b>Specify the surface type (5, 6). Choose left or right, add L or R at the end of the code.</b>				

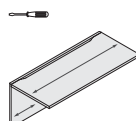
**Single-sided knife edge surfaces with raceway**



Channel cover option, change T to: Y Sky, add \$65.

Packaged in 2 boxes.

**Single-sided surfaces without raceway**



96" to 84"

Packaged in 2 boxes.

W x D x H (in)	W x D x H (mm)	Code	All Laminate (\$)	HPL Surfaces (\$)
<i>Single-sided surfaces with wire management raceway. Knife edge. Translucent acrylic channel covers. 2 full legs with knife edge included. 1 LGC-COM included. 1 tone only.</i>				
96 x 31 x 29 <sup>3</sup> / <sub>8</sub>	2400 x 797 x 757	<b>C_KNS-RCST3196A</b>	<b>2,369</b>	<b>2,724</b>
84 x 31 x 29 <sup>3</sup> / <sub>8</sub>	2100 x 797 x 757	<b>C_KNS-RCST3184A</b>	<b>2,184</b>	<b>2,513</b>
72 x 31 x 29 <sup>3</sup> / <sub>8</sub>	1800 x 797 x 757	<b>C_KNS-RCST3172A</b>	<b>2,055</b>	<b>2,364</b>
60 x 31 x 29 <sup>3</sup> / <sub>8</sub>	1500 x 797 x 757	<b>C_KNS-RCST3160A</b>	<b>1,936</b>	<b>2,225</b>
48 x 31 x 29 <sup>3</sup> / <sub>8</sub>	1200 x 797 x 757	<b>C_KNS-RCST3148A</b>	<b>1,823</b>	<b>2,096</b>

**Specify the surface type (5, 6).**

**Single-sided surfaces with 2" (50 mm) space for wires on the surface. 1 tone only.**

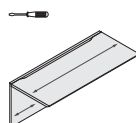
72 x 31 x 29 <sup>3</sup> / <sub>8</sub>	1800 x 797 x 745	<b>C_NNN-RCS3172</b>	<b>736</b>	<b>917</b>
60 x 31 x 29 <sup>3</sup> / <sub>8</sub>	1500 x 797 x 745	<b>C_NNN-RCS3160</b>	<b>690</b>	<b>839</b>
48 x 31 x 29 <sup>3</sup> / <sub>8</sub>	1200 x 797 x 745	<b>C_NNN-RCS3148</b>	<b>644</b>	<b>767</b>

**Specify the surface type (1, 2).**

96 x 31 x 29 <sup>3</sup> / <sub>8</sub>	2400 x 797 x 757	<b>C_NNN-RCS3196</b>	<b>1,288</b>	<b>1,524</b>
84 x 31 x 29 <sup>3</sup> / <sub>8</sub>	2100 x 797 x 757	<b>C_NNN-RCS3184</b>	<b>1,154</b>	<b>1,360</b>
72 x 31 x 29 <sup>3</sup> / <sub>8</sub>	1800 x 797 x 757	<b>C_NNN-RCS3172</b>	<b>1,020</b>	<b>1,195</b>
60 x 31 x 29 <sup>3</sup> / <sub>8</sub>	1500 x 797 x 757	<b>C_NNN-RCS3160</b>	<b>886</b>	<b>1,035</b>
48 x 31 x 29 <sup>3</sup> / <sub>8</sub>	1200 x 797 x 757	<b>C_NNN-RCS3148</b>	<b>752</b>	<b>870</b>

**Specify the surface type (5, 6).**

**Single-sided knife edge surfaces without raceway**



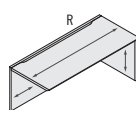
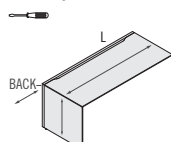
96" to 84"

Packaged in 2 boxes.

W x D x H (in)	W x D x H (mm)	Code	All Laminate (\$)	HPL Surfaces (\$)
<i>Single-sided surfaces with 2" (50 mm) space for wires on the surface. Knife edge. 1 tone only.</i>				
96 x 31 x 29 <sup>3</sup> / <sub>8</sub>	2400 x 797 x 757	<b>C_KNN-RCS3196</b>	<b>1,401</b>	<b>1,622</b>
84 x 31 x 29 <sup>3</sup> / <sub>8</sub>	2100 x 797 x 757	<b>C_KNN-RCS3184</b>	<b>1,272</b>	<b>1,468</b>
72 x 31 x 29 <sup>3</sup> / <sub>8</sub>	1800 x 797 x 757	<b>C_KNN-RCS3172</b>	<b>1,148</b>	<b>1,313</b>
60 x 31 x 29 <sup>3</sup> / <sub>8</sub>	1500 x 797 x 757	<b>C_KNN-RCS3160</b>	<b>1,035</b>	<b>1,164</b>
48 x 31 x 29 <sup>3</sup> / <sub>8</sub>	1200 x 797 x 757	<b>C_KNN-RCS3148</b>	<b>906</b>	<b>1,009</b>

**Specify the surface type (5, 6).**

**Single-sided knife edge surfaces without raceway**



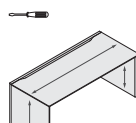
96" to 72"

Packaged in 2 boxes.

W x D x H (in)	W x D x H (mm)	Code	All Laminate (\$)	HPL Surfaces (\$)
<i>Single-sided surfaces with 2" (50mm) space for wires on the surface. 1 full leg with knife edge included. 1 tone only.</i>				
96 x 31 x 29 <sup>3</sup> / <sub>8</sub>	2400 x 797 x 757	<b>C_KNS-RCS3196RA_</b>	<b>1,844</b>	<b>2,106</b>
84 x 31 x 29 <sup>3</sup> / <sub>8</sub>	2100 x 797 x 757	<b>C_KNS-RCS3184RA_</b>	<b>1,720</b>	<b>1,952</b>
72 x 31 x 29 <sup>3</sup> / <sub>8</sub>	1800 x 797 x 757	<b>C_KNS-RCS3172RA_</b>	<b>1,597</b>	<b>1,797</b>
60 x 31 x 29 <sup>3</sup> / <sub>8</sub>	1500 x 797 x 757	<b>C_KNS-RCS3160RA_</b>	<b>1,473</b>	<b>1,643</b>
48 x 31 x 29 <sup>3</sup> / <sub>8</sub>	1200 x 797 x 757	<b>C_KNS-RCS3148RA_</b>	<b>1,344</b>	<b>1,494</b>

**Specify the surface type (5, 6). Choose left or right, add L or R at the end of the code.**

**Single-sided knife edge surfaces without raceway**



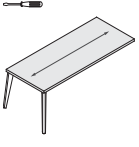
Packaged in 2 boxes.

W x D x H (in)	W x D x H (mm)	Code	All Laminate (\$)	HPL Surfaces (\$)
<i>Single-sided surfaces with 2" (50 mm) space for wires on the surface. 2 full legs with knife edge included. 1 tone only.</i>				
96 x 31 x 29 <sup>3</sup> / <sub>8</sub>	2400 x 797 x 757	<b>C_KNS-RCS3196A</b>	<b>2,354</b>	<b>2,590</b>
84 x 31 x 29 <sup>3</sup> / <sub>8</sub>	2100 x 797 x 757	<b>C_KNS-RCS3184A</b>	<b>2,225</b>	<b>2,436</b>
72 x 31 x 29 <sup>3</sup> / <sub>8</sub>	1800 x 797 x 757	<b>C_KNS-RCS3172A</b>	<b>2,096</b>	<b>2,281</b>
60 x 31 x 29 <sup>3</sup> / <sub>8</sub>	1500 x 797 x 757	<b>C_KNS-RCS3160A</b>	<b>1,972</b>	<b>2,127</b>
48 x 31 x 29 <sup>3</sup> / <sub>8</sub>	1200 x 797 x 757	<b>C_KNS-RCS3148A</b>	<b>1,844</b>	<b>1,972</b>

**Specify the surface type (5, 6).**

2-TONE LAMINATE APPLICATION: SHADED AREA CORRESPONDS TO THE FIRST CODE TO BE SPECIFIED. SECOND LAMINATE CODE WILL BE APPLIED TO THE REST OF THE PRODUCT.



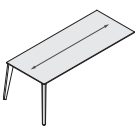
	W x D x H (in)	W x D x H (mm)	Code	All Laminate (\$)	HPL Surfaces (\$)
<b>Return surfaces</b>	<i>Rectangular return surfaces. Metal bases included.</i>				
	72 x 36 x 29 <sup>3</sup> / <sub>8</sub>	1800 x 900 x 745	<b>C_NN_-R3672A</b>	773	968
	60 x 36 x 29 <sup>3</sup> / <sub>8</sub>	1500 x 900 x 745	<b>C_NN_-R3660A</b>	752	912
	48 x 36 x 29 <sup>3</sup> / <sub>8</sub>	1200 x 900 x 745	<b>C_NN_-R3648A</b>	726	855
	72 x 30 x 29 <sup>3</sup> / <sub>8</sub>	1800 x 750 x 745	<b>C_NN_-R3072A</b>	752	912
	60 x 30 x 29 <sup>3</sup> / <sub>8</sub>	1500 x 750 x 745	<b>C_NN_-R3060A</b>	731	865
	48 x 30 x 29 <sup>3</sup> / <sub>8</sub>	1200 x 750 x 745	<b>C_NN_-R3048A</b>	711	814
	36 x 30 x 29 <sup>3</sup> / <sub>8</sub>	900 x 750 x 745	<b>C_NN_-R3036A</b>	685	767
	72 x 24 x 29 <sup>3</sup> / <sub>8</sub>	1800 x 600 x 745	<b>C_NN_-R2472A</b>	726	855
	60 x 24 x 29 <sup>3</sup> / <sub>8</sub>	1500 x 600 x 745	<b>C_NN_-R2460A</b>	711	819
	48 x 24 x 29 <sup>3</sup> / <sub>8</sub>	1200 x 600 x 745	<b>C_NN_-R2448A</b>	690	778
	36 x 24 x 29 <sup>3</sup> / <sub>8</sub>	900 x 600 x 745	<b>C_NN_-R2436A</b>	675	742

Packaged in 3 boxes.

Specify the surface type (1, 2). Specify accent color (S, W).

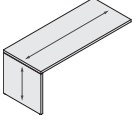
72 x 36 x 29 <sup>3</sup> / <sub>8</sub>	1800 x 900 x 757	<b>C_NN_-R3672A</b>	860	1,066
60 x 36 x 29 <sup>3</sup> / <sub>8</sub>	1500 x 900 x 757	<b>C_NN_-R3660A</b>	824	1,040
48 x 36 x 29 <sup>3</sup> / <sub>8</sub>	1200 x 900 x 757	<b>C_NN_-R3648A</b>	783	917
72 x 30 x 29 <sup>3</sup> / <sub>8</sub>	1800 x 750 x 757	<b>C_NN_-R3072A</b>	824	994
60 x 30 x 29 <sup>3</sup> / <sub>8</sub>	1500 x 750 x 757	<b>C_NN_-R3060A</b>	793	989
48 x 30 x 29 <sup>3</sup> / <sub>8</sub>	1200 x 750 x 757	<b>C_NN_-R3048A</b>	757	927
36 x 30 x 29 <sup>3</sup> / <sub>8</sub>	900 x 750 x 757	<b>C_NN_-R3036A</b>	726	809
72 x 24 x 29 <sup>3</sup> / <sub>8</sub>	1800 x 600 x 757	<b>C_NN_-R2472A</b>	788	922
60 x 24 x 29 <sup>3</sup> / <sub>8</sub>	1500 x 600 x 757	<b>C_NN_-R2460A</b>	762	876
48 x 24 x 29 <sup>3</sup> / <sub>8</sub>	1200 x 600 x 757	<b>C_NN_-R2448A</b>	731	824
36 x 24 x 29 <sup>3</sup> / <sub>8</sub>	900 x 600 x 757	<b>C_NN_-R2436A</b>	706	773

Specify the surface type (5, 6). Specify accent color (S, W).

	W x D x H (in)	W x D x H (mm)	Code	All Laminate (\$)	HPL Surfaces (\$)
<b>Return surfaces, knife edge</b>	<i>Rectangular return surfaces. Knife edge. Metal bases included.</i>				
	72 x 36 x 29 <sup>3</sup> / <sub>8</sub>	1800 x 900 x 757	<b>C_KN_-R3672A</b>	1,004	1,236
	60 x 36 x 29 <sup>3</sup> / <sub>8</sub>	1500 x 900 x 757	<b>C_KN_-R3660A</b>	968	1,164
	48 x 36 x 29 <sup>3</sup> / <sub>8</sub>	1200 x 900 x 757	<b>C_KN_-R3648A</b>	932	1,092
	72 x 30 x 29 <sup>3</sup> / <sub>8</sub>	1800 x 750 x 757	<b>C_KN_-R3072A</b>	968	1,102
	60 x 30 x 29 <sup>3</sup> / <sub>8</sub>	1500 x 750 x 757	<b>C_KN_-R3060A</b>	937	1,056
	48 x 30 x 29 <sup>3</sup> / <sub>8</sub>	1200 x 750 x 757	<b>C_KN_-R3048A</b>	906	1,025
	36 x 30 x 29 <sup>3</sup> / <sub>8</sub>	900 x 750 x 757	<b>C_KN_-R3036A</b>	876	989
	72 x 24 x 29 <sup>3</sup> / <sub>8</sub>	1800 x 600 x 757	<b>C_KN_-R2472A</b>	937	1,097
	60 x 24 x 29 <sup>3</sup> / <sub>8</sub>	1500 x 600 x 757	<b>C_KN_-R2460A</b>	912	1,051
	48 x 24 x 29 <sup>3</sup> / <sub>8</sub>	1200 x 600 x 757	<b>C_KN_-R2448A</b>	886	999
	36 x 24 x 29 <sup>3</sup> / <sub>8</sub>	900 x 600 x 757	<b>C_KN_-R2436A</b>	860	953

Packaged in 3 boxes.

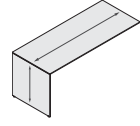
Specify the surface type (5, 6). Specify accent color (S, W).

	W x D x H (in)	W x D x H (mm)	Code	All Laminate (\$)	HPL Surfaces (\$)
<b>Return surfaces</b>	<i>Rectangular return surfaces. 6" small back. 1 full 1<sup>1</sup>/<sub>2</sub>" (38 mm) leg included. Reversible. Can accommodate 1 mobile pedestal C_NNN_-MP1518F.</i>				
	72 x 36 x 29 <sup>3</sup> / <sub>8</sub>	1800 x 900 x 745	<b>C_NNN_-R3672S</b>	670	886
	60 x 36 x 29 <sup>3</sup> / <sub>8</sub>	1500 x 900 x 745	<b>C_NNN_-R3660S</b>	633	814
	48 x 36 x 29 <sup>3</sup> / <sub>8</sub>	1200 x 900 x 745	<b>C_NNN_-R3648S</b>	592	736
	72 x 30 x 29 <sup>3</sup> / <sub>8</sub>	1800 x 750 x 745	<b>C_NNN_-R3072S</b>	628	809
	60 x 30 x 29 <sup>3</sup> / <sub>8</sub>	1500 x 750 x 745	<b>C_NNN_-R3060S</b>	592	742
	48 x 30 x 29 <sup>3</sup> / <sub>8</sub>	1200 x 750 x 745	<b>C_NNN_-R3048S</b>	556	675
	36 x 30 x 29 <sup>3</sup> / <sub>8</sub>	900 x 750 x 745	<b>C_NNN_-R3036S</b>	520	613
	72 x 24 x 29 <sup>3</sup> / <sub>8</sub>	1800 x 600 x 745	<b>C_NNN_-R2472S</b>	582	726
	60 x 24 x 29 <sup>3</sup> / <sub>8</sub>	1500 x 600 x 745	<b>C_NNN_-R2460S</b>	551	675
	48 x 24 x 29 <sup>3</sup> / <sub>8</sub>	1200 x 600 x 745	<b>C_NNN_-R2448S</b>	520	618
	36 x 24 x 29 <sup>3</sup> / <sub>8</sub>	900 x 600 x 745	<b>C_NNN_-R2436S</b>	489	561

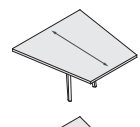
Specify the surface type (1, 2).

	W x D x H (in)	W x D x H (mm)	Code	All Laminate (\$)	HPL Surfaces (\$)
<b>Return surfaces (cont'd)</b>	72 x 36 x 29 <sup>3</sup> / <sub>8</sub>	1800 x 900 x 757	<b>C_NNN_-R3672S</b>	752	948
	60 x 36 x 29 <sup>3</sup> / <sub>8</sub>	1500 x 900 x 757	<b>C_NNN_-R3660S</b>	680	860
	48 x 36 x 29 <sup>3</sup> / <sub>8</sub>	1200 x 900 x 757	<b>C_NNN_-R3648S</b>	603	762
	72 x 30 x 29 <sup>3</sup> / <sub>8</sub>	1800 x 750 x 757	<b>C_NNN_-R3072S</b>	654	855
	60 x 30 x 29 <sup>3</sup> / <sub>8</sub>	1500 x 750 x 757	<b>C_NNN_-R3060S</b>	608	773
	48 x 30 x 29 <sup>3</sup> / <sub>8</sub>	1200 x 750 x 757	<b>C_NNN_-R3048S</b>	561	695
	36 x 30 x 29 <sup>3</sup> / <sub>8</sub>	900 x 750 x 757	<b>C_NNN_-R3036S</b>	515	613
	72 x 24 x 29 <sup>3</sup> / <sub>8</sub>	1800 x 600 x 757	<b>C_NNN_-R2472S</b>	597	757
	60 x 24 x 29 <sup>3</sup> / <sub>8</sub>	1500 x 600 x 757	<b>C_NNN_-R2460S</b>	561	690
	48 x 24 x 29 <sup>3</sup> / <sub>8</sub>	1200 x 600 x 757	<b>C_NNN_-R2448S</b>	520	628
	36 x 24 x 29 <sup>3</sup> / <sub>8</sub>	900 x 600 x 757	<b>C_NNN_-R2436S</b>	479	561

Specify the surface type (5, 6).

	W x D x H (in)	W x D x H (mm)	Code	All Laminate (\$)	HPL Surfaces (\$)
<b>Return surfaces, knife edge</b>	<i>Rectangular return surfaces. 6" (150 mm) small back. Knife edge. 1 full leg included. Reversible. Can accommodate 1 mobile pedestal C_NNN_-MP1518F. 1 tone only.</i>				
	72 x 36 x 29 <sup>3</sup> / <sub>8</sub>	1800 x 900 x 757	<b>C_KNN_-R3672S</b>	927	1,143
	60 x 36 x 29 <sup>3</sup> / <sub>8</sub>	1500 x 900 x 757	<b>C_KNN_-R3660S</b>	881	1,056
	48 x 36 x 29 <sup>3</sup> / <sub>8</sub>	1200 x 900 x 757	<b>C_KNN_-R3648S</b>	824	968
	72 x 30 x 29 <sup>3</sup> / <sub>8</sub>	1800 x 750 x 757	<b>C_KNN_-R3072S</b>	870	1,051
	60 x 30 x 29 <sup>3</sup> / <sub>8</sub>	1500 x 750 x 757	<b>C_KNN_-R3060S</b>	824	973
	48 x 30 x 29 <sup>3</sup> / <sub>8</sub>	1200 x 750 x 757	<b>C_KNN_-R3048S</b>	778	901
	36 x 30 x 29 <sup>3</sup> / <sub>8</sub>	900 x 750 x 757	<b>C_KNN_-R3036S</b>	736	824
	72 x 24 x 29 <sup>3</sup> / <sub>8</sub>	1800 x 600 x 757	<b>C_KNN_-R2472S</b>	814	958
	60 x 24 x 29 <sup>3</sup> / <sub>8</sub>	1500 x 600 x 757	<b>C_KNN_-R2460S</b>	798	891
	48 x 24 x 29 <sup>3</sup> / <sub>8</sub>	1200 x 600 x 757	<b>C_KNN_-R2448S</b>	783	829
	36 x 24 x 29 <sup>3</sup> / <sub>8</sub>	900 x 600 x 757	<b>C_KNN_-R2436S</b>	767	798

Specify the surface type (5, 6).

	W x D x H (in)	W x D x H (mm)	Code	All Laminate (\$)	HPL Surfaces (\$)
<b>Trapezoidal extension surfaces</b>	<i>Trapezoidal extension surfaces. Must be installed at the end of a double-sided surface. Metal base included.</i>				
	60 x 54 x 29 <sup>3</sup> / <sub>8</sub>	1500 x 1350 x 745	<b>C_NN_-CEA6054</b>	963	1,205
	60 x 36 x 29 <sup>3</sup> / <sub>8</sub>	1500 x 900 x 745	<b>C_NN_-CEA6036</b>	639	798
	60 x 30 x 29 <sup>3</sup> / <sub>8</sub>	1500 x 750 x 745	<b>C_NN_-CEA6030</b>	613	752
	60 x 24 x 29 <sup>3</sup> / <sub>8</sub>	1500 x 600 x 745	<b>C_NN_-CEA6024</b>	592	700
	54 x 54 x 29 <sup>3</sup> / <sub>8</sub>	1350 x 1350 x 745	<b>C_NN_-CEA5454</b>	932	1,174
	54 x 36 x 29 <sup>3</sup> / <sub>8</sub>	1350 x 900 x 745	<b>C_NN_-CEA5436</b>	613	773
	54 x 30 x 29 <sup>3</sup> / <sub>8</sub>	1350 x 750 x 745	<b>C_NN_-CEA5430</b>	587	711
	54 x 24 x 29 <sup>3</sup> / <sub>8</sub>	1350 x 600 x 745	<b>C_NN_-CEA5424</b>	567	670

Packaged in 2 or 3 boxes depending on the number of legs.

Specify the surface type (1, 2). Specify accent color (S, W).

60 x 54 x 29 <sup>3</sup> / <sub>8</sub>	1500 x 1350 x 757	<b>C_NN_-CEA6054</b>	1,123	1,324
60 x 36 x 29 <sup>3</sup> / <sub>8</sub>	1500 x 900 x 757	<b>C_NN_-CEA6036</b>	742	876
60 x 30 x 29 <sup>3</sup> / <sub>8</sub>	1500 x 750 x 757	<b>C_NN_-CEA6030</b>	711	819
60 x 24 x 29 <sup>3</sup> / <sub>8</sub>	1500 x 600 x 757	<b>C_NN_-CEA6024</b>	675	757
54 x 54 x 29 <sup>3</sup> / <sub>8</sub>	1350 x 1350 x 757	<b>C_NN_-CEA5454</b>	1,087	1,288
54 x 36 x 29 <sup>3</sup> / <sub>8</sub>	1350 x 900 x 757	<b>C_NN_-CEA5436</b>	711	845
54 x 30 x 29 <sup>3</sup> / <sub>8</sub>	1350 x 750 x 757	<b>C_NN_-CEA5430</b>	680	788
54 x 24 x 29 <sup>3</sup> / <sub>8</sub>	1350 x 600 x 757	<b>C_NN_-CEA5424</b>	639	716

Specify the surface type (5, 6). Specify accent color (S, W).

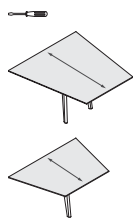
2-TONE LAMINATE APPLICATION: SHADED AREA CORRESPONDS TO THE FIRST CODE TO BE SPECIFIED. SECOND LAMINATE CODE WILL BE APPLIED TO THE REST OF THE PRODUCT.

= NOT PART OF THE QUICKSHIP PROGRAM

= ASSEMBLY REQUIRED



**Trapezoidal extension surfaces with knife edge**



Packaged in 2 or 3 boxes depending on the number of legs.

W x D x H (in)	W x D x H (mm)	Code	All Laminate (\$)	HPL Surfaces (\$)
<i>Trapezoidal extension surfaces with knife edge. Must be installed at the end of a double-sided surface. Metal base included.</i>				
60 x 54 x 29 <sup>3</sup> / <sub>8</sub>	1500 x 1350 x 757	C_KN--CEA6054	1,205	1,447
60 x 36 x 29 <sup>3</sup> / <sub>8</sub>	1500 x 900 x 757	C_KN--CEA6036	870	1,035
60 x 30 x 29 <sup>3</sup> / <sub>8</sub>	1500 x 750 x 757	C_KN--CEA6030	839	979
60 x 24 x 29 <sup>3</sup> / <sub>8</sub>	1500 x 600 x 757	C_KN--CEA6024	809	922
54 x 54 x 29 <sup>3</sup> / <sub>8</sub>	1350 x 1350 x 757	C_KN--CEA5454	1,169	1,308
54 x 36 x 29 <sup>3</sup> / <sub>8</sub>	1350 x 900 x 757	C_KN--CEA5436	834	989
54 x 30 x 29 <sup>3</sup> / <sub>8</sub>	1350 x 750 x 757	C_KN--CEA5430	803	937
54 x 24 x 29 <sup>3</sup> / <sub>8</sub>	1350 x 600 x 757	C_KN--CEA5424	778	886

Specify the surface type (5, 6). Specify accent color (S, W).

**Rectangular extension surfaces**



Packaged in 3 boxes.

W x D x H (in)	W x D x H (mm)	Code	All Laminate (\$)	HPL Surfaces (\$)
<i>Rectangular extension surfaces. Must be installed at the end of a double-sided surface. Metal base and laminate junction panel included.</i>				
60 x 36 x 29 <sup>3</sup> / <sub>8</sub>	1500 x 900 x 745	C_NN--CE6036	1,092	1,272
60 x 30 x 29 <sup>3</sup> / <sub>8</sub>	1500 x 750 x 745	C_NN--CE6030	1,071	1,226
60 x 24 x 29 <sup>3</sup> / <sub>8</sub>	1500 x 600 x 745	C_NN--CE6024	1,056	1,185
54 x 36 x 29 <sup>3</sup> / <sub>8</sub>	1350 x 900 x 745	C_NN--CE5436	1,061	1,226
54 x 30 x 29 <sup>3</sup> / <sub>8</sub>	1350 x 750 x 745	C_NN--CE5430	1,040	1,179
54 x 24 x 29 <sup>3</sup> / <sub>8</sub>	1350 x 600 x 745	C_NN--CE5424	1,020	1,143

Specify the surface type (1, 2). Specify accent color (S, W).

60 x 36 x 29 <sup>3</sup> / <sub>8</sub>	1500 x 900 x 757	C_NN--CE6036	1,169	1,349
60 x 30 x 29 <sup>3</sup> / <sub>8</sub>	1500 x 750 x 757	C_NN--CE6030	1,138	1,293
60 x 24 x 29 <sup>3</sup> / <sub>8</sub>	1500 x 600 x 757	C_NN--CE6024	1,107	1,236
54 x 36 x 29 <sup>3</sup> / <sub>8</sub>	1350 x 900 x 757	C_NN--CE5436	1,138	1,303
54 x 30 x 29 <sup>3</sup> / <sub>8</sub>	1350 x 750 x 757	C_NN--CE5430	1,107	1,241
54 x 24 x 29 <sup>3</sup> / <sub>8</sub>	1350 x 600 x 757	C_NN--CE5424	1,071	1,195

Specify the surface type (5, 6). Specify accent color (S, W).

**Rectangular extension surfaces with knife edge**

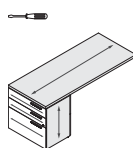


Packaged in 3 boxes.

W x D x H (in)	W x D x H (mm)	Code	All Laminate (\$)	HPL Surfaces (\$)
<i>Rectangular extension surfaces with knife edge. Must be installed at the end of a double-sided surface. Metal base and laminate junction panel included.</i>				
60 x 36 x 29 <sup>3</sup> / <sub>8</sub>	1500 x 900 x 757	C_KN--CE6036	1,354	1,535
60 x 30 x 29 <sup>3</sup> / <sub>8</sub>	1500 x 750 x 757	C_KN--CE6030	1,324	1,483
60 x 24 x 29 <sup>3</sup> / <sub>8</sub>	1500 x 600 x 757	C_KN--CE6024	1,293	1,427
54 x 36 x 29 <sup>3</sup> / <sub>8</sub>	1350 x 900 x 757	C_KN--CE5436	1,318	1,494
54 x 30 x 29 <sup>3</sup> / <sub>8</sub>	1350 x 750 x 757	C_KN--CE5430	1,288	1,437
54 x 24 x 29 <sup>3</sup> / <sub>8</sub>	1350 x 600 x 757	C_KN--CE5424	1,257	1,380

Specify the surface type (5, 6). Specify accent color (S, W).

**Return surface and storage module combos**



High-Gloss White finish option for drawer fronts and back (W): add \$164.

Packaged in 2 boxes.

W x D x H (in)	W x D x H (mm)	Code	All Laminate (\$)	HPL Surfaces (\$)
<i>2 box drawers and 1 file drawer with suspension bar. Drawers open at the end of the module. Pencil tray. Lock.</i>				
72 x 36 x 29 <sup>3</sup> / <sub>8</sub>	1800 x 900 x 745	C_N--R3672ELUF	1,396	1,586
60 x 36 x 29 <sup>3</sup> / <sub>8</sub>	1500 x 900 x 745	C_N--R3660ELUF	1,370	1,530
48 x 36 x 29 <sup>3</sup> / <sub>8</sub>	1200 x 900 x 745	C_N--R3648ELUF	1,344	1,468
72 x 30 x 29 <sup>3</sup> / <sub>8</sub>	1800 x 750 x 745	C_N--R3072ELUF	1,339	1,504
60 x 30 x 29 <sup>3</sup> / <sub>8</sub>	1500 x 750 x 745	C_N--R3060ELUF	1,318	1,452
48 x 30 x 29 <sup>3</sup> / <sub>8</sub>	1200 x 750 x 745	C_N--R3048ELUF	1,298	1,406
72 x 24 x 29 <sup>3</sup> / <sub>8</sub>	1800 x 600 x 745	C_N--R2472ELUF	1,288	1,416
60 x 24 x 29 <sup>3</sup> / <sub>8</sub>	1500 x 600 x 745	C_N--R2460ELUF	1,277	1,385
48 x 24 x 29 <sup>3</sup> / <sub>8</sub>	1200 x 600 x 745	C_N--R2448ELUF	1,262	1,349

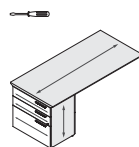
Specify the surface type (1, 2). Specify the Gloss finish (W, N). Specify accent color (S, W).

**Return surface and storage module combos (cont'd)**

W x D x H (in)	W x D x H (mm)	Code	All Laminate (\$)	HPL Surfaces (\$)
72 x 36 x 29 <sup>3</sup> / <sub>8</sub>	1800 x 900 x 757	C_N--R3672ELUF	1,509	1,715
60 x 36 x 29 <sup>3</sup> / <sub>8</sub>	1500 x 900 x 757	C_N--R3660ELUF	1,468	1,638
48 x 36 x 29 <sup>3</sup> / <sub>8</sub>	1200 x 900 x 757	C_N--R3648ELUF	1,427	1,566
72 x 30 x 29 <sup>3</sup> / <sub>8</sub>	1800 x 750 x 757	C_N--R3072ELUF	1,437	1,612
60 x 30 x 29 <sup>3</sup> / <sub>8</sub>	1500 x 750 x 757	C_N--R3060ELUF	1,391	1,550
48 x 30 x 29 <sup>3</sup> / <sub>8</sub>	1200 x 750 x 757	C_N--R3048ELUF	1,339	1,488
72 x 24 x 29 <sup>3</sup> / <sub>8</sub>	1800 x 600 x 757	C_N--R2472ELUF	1,375	1,509
60 x 24 x 29 <sup>3</sup> / <sub>8</sub>	1500 x 600 x 757	C_N--R2460ELUF	1,344	1,457
48 x 24 x 29 <sup>3</sup> / <sub>8</sub>	1200 x 600 x 757	C_N--R2448ELUF	1,318	1,411

Specify the surface type (5, 6). Specify the Gloss finish (W, N). Specify accent color (S, W).

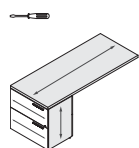
**Return surface and storage module combos with knife edge**



High-Gloss White finish option for drawer fronts and back (W): add \$164.

Packaged in 2 boxes.

**Return surface and storage module combos**



High-Gloss White finish option for drawer fronts and back (W): add \$164.

Packaged in 2 boxes.

*Surface with knife edge. 2 box drawers and 1 file drawer with suspension bar. Drawers open at the end of the module. Pencil tray. Lock.*

W x D x H (in)	W x D x H (mm)	Code	All Laminate (\$)	HPL Surfaces (\$)
72 x 34 x 29 <sup>3</sup> / <sub>8</sub>	1800 x 850 x 757	C_K--R3472ELUF	1,638	1,823
60 x 34 x 29 <sup>3</sup> / <sub>8</sub>	1500 x 850 x 757	C_K--R3460ELUF	1,597	1,756
48 x 34 x 29 <sup>3</sup> / <sub>8</sub>	1200 x 850 x 757	C_K--R3448ELUF	1,555	1,684
72 x 28 x 29 <sup>3</sup> / <sub>8</sub>	1800 x 700 x 757	C_K--R2872ELUF	1,571	1,725
60 x 28 x 29 <sup>3</sup> / <sub>8</sub>	1500 x 700 x 757	C_K--R2860ELUF	1,540	1,669
48 x 28 x 29 <sup>3</sup> / <sub>8</sub>	1200 x 700 x 757	C_K--R2848ELUF	1,504	1,607

Specify the surface type (5, 6). Specify the Gloss finish (W, N). Specify accent color (S, W).

*2 file drawers with suspension bars. Drawers open at the end of the module. Lock.*

W x D x H (in)	W x D x H (mm)	Code	All Laminate (\$)	HPL Surfaces (\$)
72 x 36 x 29 <sup>3</sup> / <sub>8</sub>	1800 x 900 x 745	C_N--R3672ELF	1,148	1,344
60 x 36 x 29 <sup>3</sup> / <sub>8</sub>	1500 x 900 x 745	C_N--R3660ELF	1,128	1,288
48 x 36 x 29 <sup>3</sup> / <sub>8</sub>	1200 x 900 x 745	C_N--R3648ELF	1,102	1,231
72 x 30 x 29 <sup>3</sup> / <sub>8</sub>	1800 x 750 x 745	C_N--R3072ELF	1,154	1,313
60 x 30 x 29 <sup>3</sup> / <sub>8</sub>	1500 x 750 x 745	C_N--R3060ELF	1,133	1,267
48 x 30 x 29 <sup>3</sup> / <sub>8</sub>	1200 x 750 x 745	C_N--R3048ELF	1,112	1,221
72 x 24 x 29 <sup>3</sup> / <sub>8</sub>	1800 x 600 x 745	C_N--R2472ELF	1,112	1,241
60 x 24 x 29 <sup>3</sup> / <sub>8</sub>	1500 x 600 x 745	C_N--R2460ELF	1,097	1,205
48 x 24 x 29 <sup>3</sup> / <sub>8</sub>	1200 x 600 x 745	C_N--R2448ELF	1,076	1,164

Specify the surface type (1, 2). Specify the Gloss finish (W, N). Specify accent color (S, W).

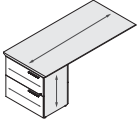
72 x 36 x 29 <sup>3</sup> / <sub>8</sub>	1800 x 900 x 757	C_N--R3672ELF	1,308	1,514
60 x 36 x 29 <sup>3</sup> / <sub>8</sub>	1500 x 900 x 757	C_N--R3660ELF	1,267	1,427
48 x 36 x 29 <sup>3</sup> / <sub>8</sub>	1200 x 900 x 757	C_N--R3648ELF	1,226	1,318
72 x 30 x 29 <sup>3</sup> / <sub>8</sub>	1800 x 750 x 757	C_N--R3072ELF	1,246	1,421
60 x 30 x 29 <sup>3</sup> / <sub>8</sub>	1500 x 750 x 757	C_N--R3060ELF	1,215	1,360
48 x 30 x 29 <sup>3</sup> / <sub>8</sub>	1200 x 750 x 757	C_N--R3048ELF	1,179	1,298
72 x 24 x 29 <sup>3</sup> / <sub>8</sub>	1800 x 600 x 757	C_N--R2472ELF	1,195	1,329
60 x 24 x 29 <sup>3</sup> / <sub>8</sub>	1500 x 600 x 757	C_N--R2460ELF	1,164	1,282
48 x 24 x 29 <sup>3</sup> / <sub>8</sub>	1200 x 600 x 757	C_N--R2448ELF	1,138	1,231

Specify the surface type (5, 6). Specify the Gloss finish (W, N). Specify accent color (S, W).

2-TONE LAMINATE APPLICATION: SHADED AREA CORRESPONDS TO THE FIRST CODE TO BE SPECIFIED. SECOND LAMINATE CODE WILL BE APPLIED TO THE REST OF THE PRODUCT.

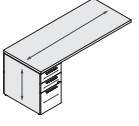




	W x D x H (in)	W x D x H (mm)	Code	All Laminate (\$)	HPL Surfaces (\$)
<b>Return surface and storage module combos with knife edge</b> 	<i>Surface with knife edge. 2 file drawers with suspension bars. Drawers open at the end of the module. Lock.</i>				
	72 x 34 x 29 1/8	1800 x 850 x 757	C_K_-R3472ELF	1,452	1,638
	60 x 34 x 29 1/8	1500 x 850 x 757	C_K_-R3460ELF	1,416	1,571
	48 x 34 x 29 1/8	1200 x 850 x 757	C_K_-R3448ELF	1,375	1,499
	72 x 28 x 29 1/8	1800 x 700 x 757	C_K_-R2872ELF	1,396	1,555
	60 x 28 x 29 1/8	1500 x 700 x 757	C_K_-R2860ELF	1,365	1,494
	48 x 28 x 29 1/8	1200 x 700 x 757	C_K_-R2848ELF	1,329	1,432

High-Gloss White finish option for drawer fronts and back (W): add \$164.

Packaged in 2 boxes.

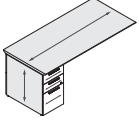
	W x D x H (in)	W x D x H (mm)	Code	All Laminate (\$)	HPL Surfaces (\$)
<b>Return surface and storage module combos</b> 	<i>2 box drawers and 1 file drawer with suspension bar. Drawers open on the side. Pencil tray. Lock. Reversible.</i>				
	72 x 36 x 29 3/8	1800 x 900 x 745	C_N_-R3672UF	1,354	1,550
	60 x 36 x 29 3/8	1500 x 900 x 745	C_N_-R3660UF	1,329	1,494
	48 x 36 x 29 3/8	1200 x 900 x 745	C_N_-R3648UF	1,303	1,437
	72 x 30 x 29 3/8	1800 x 750 x 745	C_N_-R3072UF	1,308	1,468
	60 x 30 x 29 3/8	1500 x 750 x 745	C_N_-R3060UF	1,288	1,421
	48 x 30 x 29 3/8	1200 x 750 x 745	C_N_-R3048UF	1,267	1,375
<b>Return surface and storage module combos – 48" H</b>	<i>2 file drawers with suspension bars. Drawers open at the end of the module. Bookcase above surface. Lock.</i>				
	72 x 24 x 29 3/8	1800 x 600 x 745	C_N_-R2472UF	1,257	1,385
	60 x 24 x 29 3/8	1500 x 600 x 745	C_N_-R2460UF	1,241	1,349
	48 x 24 x 29 3/8	1200 x 600 x 745	C_N_-R2448UF	1,221	1,308

High-Gloss White finish option for drawer fronts and back (W): add \$164.

Packaged in 2 boxes.

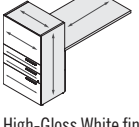
<b>Specify the surface type (1, 2). Specify the Gloss finish (W, N). Specify accent color (S, W).</b>					
72 x 36 x 29 3/8	1800 x 900 x 757	C_N_-R3672UF	1,468	1,674	
60 x 36 x 29 3/8	1500 x 900 x 757	C_N_-R3660UF	1,427	1,602	
48 x 36 x 29 3/8	1200 x 900 x 757	C_N_-R3648UF	1,391	1,524	
72 x 30 x 29 3/8	1800 x 750 x 757	C_N_-R3072UF	1,406	1,576	
60 x 30 x 29 3/8	1500 x 750 x 757	C_N_-R3060UF	1,375	1,514	
48 x 30 x 29 3/8	1200 x 750 x 757	C_N_-R3048UF	1,339	1,452	
72 x 24 x 29 3/8	1800 x 600 x 757	C_N_-R2472UF	1,339	1,478	
60 x 24 x 29 3/8	1500 x 600 x 757	C_N_-R2460UF	1,313	1,427	
48 x 24 x 29 3/8	1200 x 600 x 757	C_N_-R2448UF	1,282	1,375	

**Specify the surface type (5, 6). Specify the Gloss finish (W, N). Specify accent color (S, W).**

	W x D x H (in)	W x D x H (mm)	Code	All Laminate (\$)	HPL Surfaces (\$)
<b>Return surface and storage module combos with knife edge</b> 	<i>Surface with knife edge. 2 box drawers and 1 file drawer with suspension bar. Drawers open on the side. Pencil tray. Lock. Reversible.</i>				
	72 x 34 x 29 1/8	1800 x 850 x 757	C_K_-R3472UF	1,617	1,803
	60 x 34 x 29 1/8	1500 x 850 x 757	C_K_-R3460UF	1,576	1,736
	48 x 34 x 29 1/8	1200 x 850 x 757	C_K_-R3448UF	1,535	1,658
	72 x 28 x 29 1/8	1800 x 700 x 757	C_K_-R2872UF	1,550	1,705
	60 x 28 x 29 1/8	1500 x 700 x 757	C_K_-R2860UF	1,519	1,648
	48 x 28 x 29 1/8	1200 x 700 x 757	C_K_-R2848UF	1,483	1,586

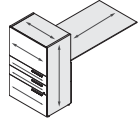
High-Gloss White finish option for drawer fronts and back (W): add \$164.

Packaged in 2 boxes.

	W x D x H (in)	W x D x H (mm)	Code	All Laminate (\$)	HPL Surfaces (\$)
<b>Return surface and storage module combos – 48" H</b> 	<i>2 box drawers and 1 file drawer with suspension bar. Drawers open at the end of the module. Bookcase above surface. Pencil tray. Lock.</i>				
	72 x 36 x 47	1800 x 900 x 1195	C_N_-R367248ELUF	1,612	1,808
	60 x 36 x 47	1500 x 900 x 1195	C_N_-R366048ELUF	1,586	1,751
	72 x 30 x 47	1800 x 750 x 1195	C_N_-R307248ELUF	1,545	1,710
	60 x 30 x 47	1500 x 750 x 1195	C_N_-R306048ELUF	1,524	1,658
	72 x 24 x 47	1800 x 600 x 1195	C_N_-R247248ELUF	1,478	1,612
	60 x 24 x 47	1500 x 600 x 1195	C_N_-R246048ELUF	1,463	1,571

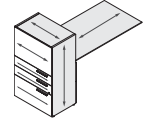
High-Gloss White finish option for drawer fronts and back (W): add \$218.

Packaged in 2 boxes.

	W x D x H (in)	W x D x H (mm)	Code	All Laminate (\$)	HPL Surfaces (\$)
<b>Return surface and storage module combos – 48" H (cont'd)</b> 	<i>Surface with knife edge. 2 box drawers and 1 file drawer with suspension bar. Drawers open at the end of the module. Bookcase above surface. Pencil tray. Lock.</i>				
	72 x 36 x 47 1/2	1800 x 900 x 1207	C_N_-R367248ELUF	1,736	1,947
	60 x 36 x 47 1/2	1500 x 900 x 1207	C_N_-R366048ELUF	1,694	1,869
	72 x 30 x 47 1/2	1800 x 750 x 1207	C_N_-R307248ELUF	1,653	1,828
	60 x 30 x 47 1/2	1500 x 750 x 1207	C_N_-R306048ELUF	1,617	1,761
	72 x 24 x 47 1/2	1800 x 600 x 1207	C_N_-R247248ELUF	1,571	1,710
	60 x 24 x 47 1/2	1500 x 600 x 1207	C_N_-R246048ELUF	1,545	1,658


**Specify the surface type (5, 6). Specify the Gloss finish (W, N). Specify accent color (S, W).**

**Return surface and storage module combos – 48" H with knife edge**



High-Gloss White finish option for drawer fronts and back (W): add \$218.

Packaged in 2 boxes.

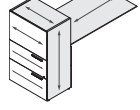
	W x D x H (in)	W x D x H (mm)	Code	All Laminate (\$)	HPL Surfaces (\$)
<b>Return surface and storage module combos – 48" H</b> 	<i>2 file drawers with suspension bars. Drawers open at the end of the module. Bookcase above surface. Lock.</i>				
	72 x 36 x 47	1800 x 900 x 1195	C_N_-R367248ELF	1,540	1,741
	60 x 36 x 47	1500 x 900 x 1195	C_N_-R366048ELF	1,514	1,679
	72 x 30 x 47	1800 x 750 x 1195	C_N_-R307248ELF	1,473	1,638
	60 x 30 x 47	1500 x 750 x 1195	C_N_-R306048ELF	1,452	1,586
	72 x 24 x 47	1800 x 600 x 1195	C_N_-R247248ELF	1,406	1,540
	60 x 24 x 47	1500 x 600 x 1195	C_N_-R246048ELF	1,391	1,499

High-Gloss White finish option for drawer fronts and back (W): add \$218.

Packaged in 2 boxes.

<b>Specify the surface type (1, 2). Specify the Gloss finish (W, N). Specify accent color (S, W).</b>					
72 x 36 x 47 1/2	1800 x 900 x 1207	C_N_-R367248ELF	1,663	1,869	
60 x 36 x 47 1/2	1500 x 900 x 1207	C_N_-R366048ELF	1,622	1,797	
72 x 30 x 47 1/2	1800 x 750 x 1207	C_N_-R307248ELF	1,576	1,761	
60 x 30 x 47 1/2	1500 x 750 x 1207	C_N_-R306048ELF	1,545	1,689	
72 x 24 x 47 1/2	1800 x 600 x 1207	C_N_-R247248ELF	1,499	1,638	
60 x 24 x 47 1/2	1500 x 600 x 1207	C_N_-R246048ELF	1,468	1,586	

**Specify the surface type (5, 6). Specify the Gloss finish (W, N). Specify accent color (S, W).**

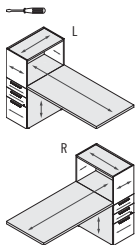
	W x D x H (in)	W x D x H (mm)	Code	All Laminate (\$)	HPL Surfaces (\$)
<b>Return surface and storage module combos – 48" H with knife edge</b> 	<i>Surface with knife edge. 2 file drawers with suspension bars. Drawers open at the end of the module. Bookcase above surface. Lock.</i>				
	72 x 36 x 47 1/2	1800 x 900 x 1207	C_K_-R367248ELF	1,792	1,993
	60 x 36 x 47 1/2	1500 x 900 x 1207	C_K_-R366048ELF	1,751	1,921
	72 x 30 x 47 1/2	1800 x 750 x 1207	C_K_-R307248ELF	1,715	1,880
	60 x 30 x 47 1/2	1500 x 750 x 1207	C_K_-R306048ELF	1,679	1,818
	72 x 24 x 47 1/2	1800 x 600 x 1207	C_K_-R247248ELF	1,638	1,772
	60 x 24 x 47 1/2	1500 x 600 x 1207	C_K_-R246048ELF	1,607	1,720

High-Gloss White finish option for drawer fronts and back (W): add \$218.

Packaged in 2 boxes.



**Return surface and storage module combos – 48" H**



High-Gloss White finish option for drawer fronts and back (W): add \$218.

Packaged in 2 boxes.

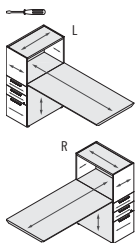
W x D x H (in)	W x D x H (mm)	Code	All Laminate (\$)	HPL Surfaces (\$)
<i>2 box drawers and 1 file drawer with suspension bar. Drawers open on the side. Bookcase above surface. Pencil tray. Lock.</i>				
72 x 36 x 47	1800 x 900 x 1195	C_N__R367248UF_	1,663	1,849
60 x 36 x 47	1500 x 900 x 1195	C_N__R366048UF_	1,638	1,792
72 x 30 x 47	1800 x 750 x 1195	C_N__R307248UF_	1,597	1,756
60 x 30 x 47	1500 x 750 x 1195	C_N__R306048UF_	1,576	1,710
72 x 24 x 47	1800 x 600 x 1195	C_N__R247248UF_	1,535	1,663
60 x 24 x 47	1500 x 600 x 1195	C_N__R246048UF_	1,519	1,622

Specify the surface type (1, 2). Specify the Gloss finish (W, N). Specify accent color (S, W). Choose left or right, add L or R at the end of the code.

72 x 36 x 47½	1800 x 900 x 1207	C_N__R367248UF_	1,782	1,983
60 x 36 x 47½	1500 x 900 x 1207	C_N__R366048UF_	1,741	1,906
72 x 30 x 47½	1800 x 750 x 1207	C_N__R307248UF_	1,705	1,869
60 x 30 x 47½	1500 x 750 x 1207	C_N__R306048UF_	1,669	1,808
72 x 24 x 47½	1800 x 600 x 1207	C_N__R247248UF_	1,622	1,756
60 x 24 x 47½	1500 x 600 x 1207	C_N__R246048UF_	1,597	1,705

Specify the surface type (5, 6). Specify the Gloss finish (W, N). Specify accent color (S, W). Choose left or right, add L or R at the end of the code.

**Return surface and storage module combos – 48" H with knife edge**



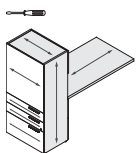
High-Gloss White finish option for drawer fronts and back (W): add \$218.

Packaged in 2 boxes.

W x D x H (in)	W x D x H (mm)	Code	All Laminate (\$)	HPL Surfaces (\$)
<i>Surface with knife edge. 2 box drawers and 1 file drawer with suspension bar. Drawers open on the side. Bookcase above surface. Pencil tray. Lock.</i>				
72 x 36 x 47½	1800 x 900 x 1207	C_K__R367248UF_	1,906	2,101
60 x 36 x 47½	1500 x 900 x 1207	C_K__R366048UF_	1,864	2,024
72 x 30 x 47½	1800 x 750 x 1207	C_K__R307248UF_	1,833	1,993
60 x 30 x 47½	1500 x 750 x 1207	C_K__R306048UF_	1,797	1,931
72 x 24 x 47½	1800 x 600 x 1207	C_K__R247248UF_	1,761	1,885
60 x 24 x 47½	1500 x 600 x 1207	C_K__R246048UF_	1,730	1,833

Specify the surface type (5, 6). Specify the Gloss finish (W, N). Specify accent color (S, W). Choose left or right, add L or R at the end of the code.

**Return surface and storage module combos – 61" H**



High-Gloss White finish option for drawer fronts and back (W): add \$218.

Packaged in 2 boxes.

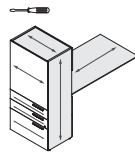
W x D x H (in)	W x D x H (mm)	Code	All Laminate (\$)	HPL Surfaces (\$)
<i>2 box drawers and 1 file drawer with suspension bar. Drawers open at the end of the module. Bookcase and lift-up door above surface. Pencil tray. Lock.</i>				
72 x 36 x 60¾	1800 x 900 x 1545	C_N__R367261ELUF	1,988	2,184
60 x 36 x 60¾	1500 x 900 x 1545	C_N__R366061ELUF	1,962	2,127
72 x 30 x 60¾	1800 x 750 x 1545	C_N__R307261ELUF	1,900	2,065
60 x 30 x 60¾	1500 x 750 x 1545	C_N__R306061ELUF	1,880	2,019
72 x 24 x 60¾	1800 x 600 x 1545	C_N__R247261ELUF	1,823	1,952
60 x 24 x 60¾	1500 x 600 x 1545	C_N__R246061ELUF	1,803	1,911

Specify the surface type (1, 2). Specify the Gloss finish (W, N). Specify accent color (S, W).

72 x 36 x 61¼	1800 x 900 x 1557	C_N__R367261ELUF	2,117	2,323
60 x 36 x 61¼	1500 x 900 x 1557	C_N__R366061ELUF	2,075	2,251
72 x 30 x 61¼	1800 x 750 x 1557	C_N__R307261ELUF	2,014	2,189
60 x 30 x 61¼	1500 x 750 x 1557	C_N__R306061ELUF	1,983	2,127
72 x 24 x 61¼	1800 x 600 x 1557	C_N__R247261ELUF	1,916	2,055
60 x 24 x 61¼	1500 x 600 x 1557	C_N__R246061ELUF	1,890	2,003

Specify the surface type (5, 6). Specify the Gloss finish (W, N). Specify accent color (S, W).

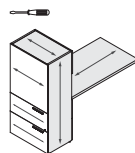
**Return surface and storage module combos – 61" H with knife edge**



High-Gloss White finish option for drawer fronts and back (W): add \$218.

Packaged in 2 boxes.

**Return surface and storage module combos – 61" H**



High-Gloss White finish option for drawer fronts and back (W): add \$218.

Packaged in 2 boxes.

W x D x H (in)	W x D x H (mm)	Code	All Laminate (\$)	HPL Surfaces (\$)
<i>Surface with knife edge. 2 box drawers and 1 file drawer with suspension bar. Drawers open at the end of the module. Bookcase and lift-up door above surface. Pencil tray. Lock.</i>				
72 x 36 x 61¼	1800 x 900 x 1557	C_K__R367261ELUF	2,225	2,426
60 x 36 x 61¼	1500 x 900 x 1557	C_K__R366061ELUF	2,184	2,348
72 x 30 x 61¼	1800 x 750 x 1557	C_K__R307261ELUF	2,127	2,297
60 x 30 x 61¼	1500 x 750 x 1557	C_K__R306061ELUF	2,096	2,230
72 x 24 x 61¼	1800 x 600 x 1557	C_K__R247261ELUF	2,039	2,168
60 x 24 x 61¼	1500 x 600 x 1557	C_K__R246061ELUF	2,009	2,117

Specify the surface type (5, 6). Specify the Gloss finish (W, N). Specify accent color (S, W).

**Return surface and storage module combos – 61" H**

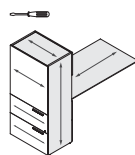
<i>2 file drawers with suspension bars. Drawers open at the end of the module. Bookcase and lift-up door above surface. Lock.</i>				
72 x 36 x 60¾	1800 x 900 x 1545	C_N__R367261ELF	1,900	2,101
60 x 36 x 60¾	1500 x 900 x 1545	C_N__R366061ELF	1,875	2,039
72 x 30 x 60¾	1800 x 750 x 1545	C_N__R307261ELF	1,818	1,983
60 x 30 x 60¾	1500 x 750 x 1545	C_N__R306061ELF	1,797	1,931
72 x 24 x 60¾	1800 x 600 x 1545	C_N__R247261ELF	1,736	1,869
60 x 24 x 60¾	1500 x 600 x 1545	C_N__R246061ELF	1,720	1,828

Specify the surface type (1, 2). Specify the Gloss finish (W, N). Specify accent color (S, W).

72 x 36 x 61¼	1800 x 900 x 1557	C_N__R367261ELF	2,029	2,240
60 x 36 x 61¼	1500 x 900 x 1557	C_N__R366061ELF	1,988	2,163
72 x 30 x 61¼	1800 x 750 x 1557	C_N__R307261ELF	1,926	2,101
60 x 30 x 61¼	1500 x 750 x 1557	C_N__R306061ELF	1,895	2,039
72 x 24 x 61¼	1800 x 600 x 1557	C_N__R247261ELF	1,833	1,972
60 x 24 x 61¼	1500 x 600 x 1557	C_N__R246061ELF	1,803	1,921

Specify the surface type (5, 6). Specify the Gloss finish (W, N). Specify accent color (S, W).

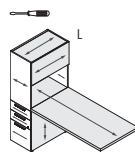
**Return surface and storage module combos – 61" H with knife edge**



High-Gloss White finish option for drawer fronts and back (W): add \$218.

Packaged in 2 boxes.

**Return surface and storage module combos – 61" H**



High-Gloss White finish option for drawer fronts and back (W): add \$218.

Packaged in 2 boxes.

<i>Surface with knife edge. 2 file drawers with suspension bars. Drawers open at the end of the module. Bookcase and lift-up door above surface. Lock.</i>				
72 x 36 x 61¼	1800 x 900 x 1557	C_K__R367261ELF	2,142	2,343
60 x 36 x 61¼	1500 x 900 x 1557	C_K__R366061ELF	2,101	2,266
72 x 30 x 61¼	1800 x 750 x 1557	C_K__R307261ELF	2,050	2,215
60 x 30 x 61¼	1500 x 750 x 1557	C_K__R306061ELF	2,014	2,148
72 x 24 x 61¼	1800 x 600 x 1557	C_K__R247261ELF	1,957	2,086
60 x 24 x 61¼	1500 x 600 x 1557	C_K__R246061ELF	1,926	2,034

Specify the surface type (5, 6). Specify the Gloss finish (W, N). Specify accent color (S, W).

<i>2 box drawers and 1 file drawer with suspension bar. Drawers open on the side. Bookcase and lift-up door above surface. Pencil tray. Lock.</i>				
72 x 36 x 60¾	1800 x 900 x 1545	C_N__R367261UF_	1,983	2,173
60 x 36 x 60¾	1500 x 900 x 1545	C_N__R366061UF_	1,962	2,117
72 x 30 x 60¾	1800 x 750 x 1545	C_N__R307261UF_	1,906	2,060
60 x 30 x 60¾	1500 x 750 x 1545	C_N__R306061UF_	1,880	2,014
72 x 24 x 60¾	1800 x 600 x 1545	C_N__R247261UF_	1,823	1,952
60 x 24 x 60¾	1500 x 600 x 1545	C_N__R246061UF_	1,808	1,911

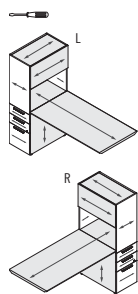
Specify the surface type (1, 2). Specify the Gloss finish (W, N). Specify accent color (S, W). Choose left or right, add L or R at the end of the code.

	W x D x H (in)	W x D x H (mm)	Code	All Laminate (\$)	HPL Surfaces (\$)
<b>Return surface and storage module combos – 61" H (cont'd)</b>	72 x 36 x 61¼	1800 x 900 x 1557	<b>C_N_-R367261UF_</b>	<b>2,112</b>	<b>2,312</b>
	60 x 36 x 61¼	1500 x 900 x 1557	<b>C_N_-R366061UF_</b>	<b>2,070</b>	<b>2,235</b>
	72 x 30 x 61¼	1800 x 750 x 1557	<b>C_N_-R307261UF_</b>	<b>2,014</b>	<b>2,178</b>
	60 x 30 x 61¼	1500 x 750 x 1557	<b>C_N_-R306061UF_</b>	<b>1,978</b>	<b>2,117</b>
	72 x 24 x 61¼	1800 x 600 x 1557	<b>C_N_-R247261UF_</b>	<b>1,921</b>	<b>2,055</b>
	60 x 24 x 61¼	1500 x 600 x 1557	<b>C_N_-R246061UF_</b>	<b>1,890</b>	<b>2,003</b>

Specify the surface type (5, 6). Specify the Gloss finish (W, N). Specify accent color (S, W). Choose left or right, add L or R at the end of the code.

**Return surface and storage module combos – 61" H with knife edge**

Surface with knife edge. 2 box drawers and 1 file drawer with suspension bar. Drawers open on the side. Bookcase and lift-up door above surface. Pencil tray. Lock.

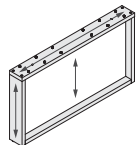


High-Gloss White finish option for drawer fronts and back (W): add \$218.

Packaged in 2 boxes.

**NEW YORK double-sided laminate bases**

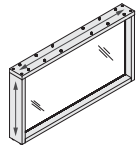
<i>1 end base, goes under double-sided surfaces.</i>					
	60 x 6 x 28	1500 x 150 x 719	<b>CNNNS-CBDM60</b>	<b>958</b>	–
	54 x 6 x 28	1350 x 150 x 719	<b>CNNNS-CBDM54</b>	<b>948</b>	–



**NEW YORK double-sided combined bases**

*1 end base, goes under double-sided surfaces. Translucent acrylic insert with Silver anodized aluminum frame. 1 tone only.*

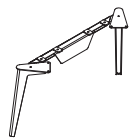
	60 x 6 x 28	1500 x 150 x 719	<b>CNNNS-CBDT60</b>	<b>1,468</b>	–
	54 x 6 x 28	1350 x 150 x 719	<b>CNNNS-CBDT54</b>	<b>1,447</b>	–



Insert option, change T to: Y Sky, add \$132.

**MONTREAL double-sided angled bases**

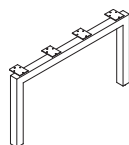
<i>1 end base, goes under double-sided surfaces. Painted steel.</i>					
	60 x 6 x 28	1500 x 150 x 719	<b>CNNN_-ABD60</b>	<b>927</b>	–
	54 x 6 x 28	1350 x 150 x 719	<b>CNNN_-ABD54</b>	<b>891</b>	–



Packaged in 3 boxes.

**CHICAGO metal U-shaped double-sided bases**

<i>1 end base, goes under double-sided surfaces. Painted steel.</i>					
	60 x 6 x 28	1500 x 150 x 719	<b>CNNN_-QBD60</b>	<b>876</b>	–
	54 x 6 x 28	1350 x 150 x 719	<b>CNNN_-QBD54</b>	<b>839</b>	–



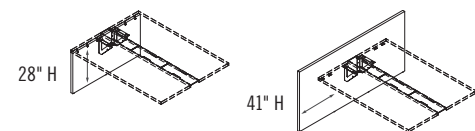
Specify accent color (S, W).

**Double-sided end panel bases**

W x D x H (in)	W x D x H (mm)	Code	All Laminate (\$)	HPL Surfaces (\$)
----------------	----------------	------	-------------------	-------------------

Full 1½" (38 mm) thick end panel. Go under double-sided surfaces. Hardware included.

90" base compatible with 60" surfaces.  
84" base compatible with 54" surfaces.

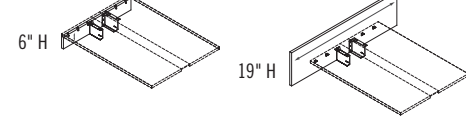


60 x 1½ x 28	1500 x 38 x 719	<b>CNNNS-LED6028</b>	<b>417</b>	–
54 x 1½ x 28	1350 x 38 x 719	<b>CNNNS-LED5428</b>	<b>391</b>	–
90 x 1½ x 41	2250 x 38 x 1042	<b>CNNNS-LED9041</b>	<b>675</b>	–
84 x 1½ x 41	2100 x 38 x 1042	<b>CNNNS-LED8441</b>	<b>628</b>	–

**Double-sided end panel bases to stack on low storage module**

1½" (38 mm) thick end panel. Go under double-sided surfaces and stack on low storage module. Hardware included.

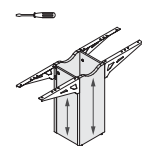
90" base compatible with 60" surfaces.  
84" base compatible with 54" surfaces.



60 x 1½ x 6¼	1500 x 38 x 158	<b>CNNNS-LED6006</b>	<b>319</b>	–
54 x 1½ x 6¼	1350 x 38 x 158	<b>CNNNS-LED5406</b>	<b>309</b>	–
90 x 1½ x 19	2250 x 38 x 481	<b>CNNNS-LED9019</b>	<b>520</b>	–
84 x 1½ x 19	2100 x 38 x 481	<b>CNNNS-LED8419</b>	<b>494</b>	–

**Center base with wire management for double-sided surfaces**

Goes under 2 double-sided surfaces. This base allows to connect electric cables to a floor outlet. Includes door with 110° hinges and a locked storage module. Include 2 cantilevers kits. 1 tone only.

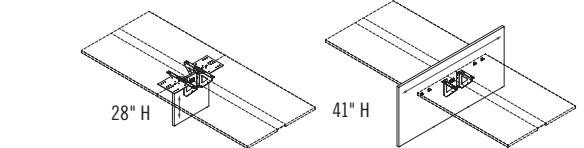


12 x 12 x 28	300 x 300 x 719	<b>CNNNS-LBD1212WM</b>	<b>886</b>	–
--------------	-----------------	------------------------	------------	---

**Center panel bases for double-sided surfaces**

Go at the junction of double-sided surfaces. Hardware included.

90" base compatible with 60" surfaces.  
84" base compatible with 54" surfaces.

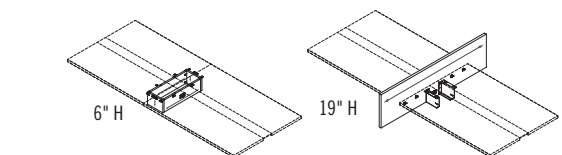


28 x 1½ x 28	690 x 38 x 719	<b>CNNNS-LCD2828</b>	<b>541</b>	–
90 x 1½ x 41	2250 x 38 x 1042	<b>CNNNS-LCD9042</b>	<b>901</b>	–
84 x 1½ x 41	2100 x 38 x 1042	<b>CNNNS-LCD8442</b>	<b>876</b>	–

**Center panel bases for double-sided surfaces to stack on low storage module**

Go at the junction of double-sided surfaces. Stack on low storage module. Hardware included.

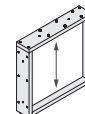
31" and 90" bases compatible with 60" surfaces.  
28" and 84" bases compatible with 54" surfaces.



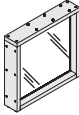
28 x 12 x 6	705 x 305 x 158	<b>CNNNS-LCD2806</b>	<b>567</b>	–
31 x 12 x 6	781 x 305 x 158	<b>CNNNS-LCD3106</b>	<b>577</b>	–
90 x 1½ x 19	2250 x 38 x 481	<b>CNNNS-LCD9019</b>	<b>685</b>	–
84 x 1½ x 19	2100 x 38 x 481	<b>CNNNS-LCD8419</b>	<b>664</b>	–

**NEW YORK single-sided laminate base**

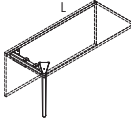
<i>1 end base, goes under single-sided surfaces.</i>					
30 x 6 x 28	750 x 150 x 719	<b>CNNNS-CBSM30</b>	<b>845</b>	–	



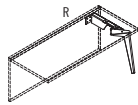


	W x D x H (in)	W x D x H (mm)	Code	All Laminate (\$)	HPL Surfaces (\$)
<b>NEW YORK single-sided combined base</b>	<i>1 end base, goes under single-sided surfaces. Translucent acrylic insert with Silver anodized aluminum frame. 1 tone only.</i>				
	30 x 6 x 28	750 x 150 x 719	CNNNS-CBST30	1,123	-


Insert option, change T to: Y Sky, add \$88.

	W x D x H (in)	W x D x H (mm)	Code	All Laminate (\$)	HPL Surfaces (\$)
<b>MONTRÉAL single-sided angled metal base</b>	<i>1 end base, goes under single-sided surfaces. Painted steel.</i>				
	30 x 6 x 28	750 x 150 x 719	CNNN_-ABS30_	778	-

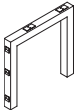
Specify accent color (S, W). Choose left or right, add L or R at the end of the code.



Packaged in 2 boxes.

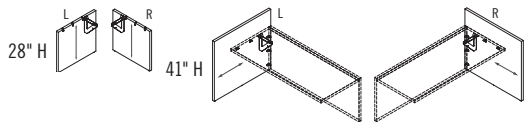
	W x D x H (in)	W x D x H (mm)	Code	All Laminate (\$)	HPL Surfaces (\$)
<b>MONTRÉAL angled metal base</b>	<i>Painted steel. Leg only, no beam.</i>				
	6 x 6 x 28	150 x 150 x 719	CNNN_-AB	314	-

Specify accent color (S, W).

	W x D x H (in)	W x D x H (mm)	Code	All Laminate (\$)	HPL Surfaces (\$)
<b>Chicago U-shaped single-sided metal base</b>	<i>1 end base. Goes under single-sided surfaces. Painted steel.</i>				
	30 x 6 x 28	750 x 150 x 719	CNNN_-QBS30	721	-

Specify accent color (S, W).

	W x D x H (in)	W x D x H (mm)	Code	All Laminate (\$)	HPL Surfaces (\$)
<b>Single-sided end panel bases</b>	<i>Full 1 1/2" (38 mm) thick end panel. To be used with single-sided surfaces. Hardware included.</i>				



28" H	30 x 1 1/2 x 28	750 x 38 x 719	CNNNS-LES3028_	273	-
41" H	46 x 1 1/2 x 41	1172 x 38 x 1042	CNNNS-LES4641_	438	-

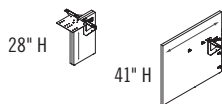
Choose left or right, add L or R at the end of the code.

	W x D x H (in)	W x D x H (mm)	Code	All Laminate (\$)	HPL Surfaces (\$)
<b>Center base with wire management for single-sided surfaces</b>	<i>To be used at the junction of 2 single-sided surfaces. This base allows the connection of electric cables to a floor outlet. Includes door with 110° hinges and a lockable storage module. 6" (150 mm) recessed bottom. Includes 1 cantilever kit. 1 tone only.</i>				




12 x 9 x 28	300 x 234 x 719	CNNNS-LBS912WM	649	-
-------------	-----------------	----------------	-----	---

	W x D x H (in)	W x D x H (mm)	Code	All Laminate (\$)	HPL Surfaces (\$)
<b>Center panel bases for single-sided surfaces</b>	<i>1 1/2" (38 mm) thick end panel. Go at the junction of single-sided surfaces. Hardware included.</i>				




28" H	17 x 3 x 28	429 x 76 x 719	CNNNS-LCS1728	391	-
41" H	46 x 1 1/2 x 41	1172 x 38 x 1042	CNNNS-LCS4641	551	-

	W x D x H (in)	W x D x H (mm)	Code	All Laminate (\$)	HPL Surfaces (\$)
<b>End-base extensions with storage module</b>	<i>To be used with double-sided surfaces. Open bookcase.</i>				
	60 x 15 x 29 3/8	1500 x 375 x 745	C_NNS-EXR602915	865	937
	54 x 15 x 29 3/8	1350 x 375 x 745	C_NNS-EXR542915	839	901

Specify the surface type (1, 2).

60 x 15 x 29 3/8	1500 x 375 x 757	C_NNS-EXR602915	917	989
54 x 15 x 29 3/8	1350 x 375 x 757	C_NNS-EXR542915	886	953


Specify the surface type (5, 6).

	W x D x H (in)	W x D x H (mm)	Code	All Laminate (\$)	HPL Surfaces (\$)
<b>End-base extensions with storage module</b>	<i>To be used with double-sided surfaces. Bookcase with doors.</i>				
	60 x 15 3/4 x 29 3/8	1500 x 393 x 745	C_N_S-EXR602915P	1,282	1,344
	54 x 15 3/4 x 29 3/8	1350 x 393 x 745	C_N_S-EXR542915P	1,236	1,293

Specify the surface type (1, 2). Specify the Gloss finish (W, N).

60 x 15 3/4 x 29 3/8	1500 x 393 x 757	C_N_S-EXR602915P	1,318	1,380
54 x 15 3/4 x 29 3/8	1350 x 393 x 757	C_N_S-EXR542915P	1,267	1,329


Specify the surface type (5, 6). Specify the Gloss finish (W, N).

	W x D x H (in)	W x D x H (mm)	Code	All Laminate (\$)	HPL Surfaces (\$)
<b>End-base extensions with storage module</b>	<i>To be used with double-sided surfaces. Bookcase with sliding door.</i>				
	60 x 15 3/4 x 29 3/8	1500 x 393 x 745	C_N_S-EXR602915C	1,185	1,257
	54 x 15 3/4 x 29 3/8	1350 x 393 x 745	C_N_S-EXR542915C	1,118	1,179

Specify the surface type (1, 2). Specify the Gloss finish (W, N).

60 x 15 3/4 x 29 3/8	1500 x 393 x 757	C_N_S-EXR602915C	1,221	1,293
54 x 15 3/4 x 29 3/8	1350 x 393 x 757	C_N_S-EXR542915C	1,148	1,210

Specify the surface type (5, 6). Specify the Gloss finish (W, N).

	W x D x H (in)	W x D x H (mm)	Code	All Laminate (\$)	HPL Surfaces (\$)
<b>End-base extensions with storage module – 41" H</b>	<i>To be used with double-sided surfaces. Open bookcase 10" (250 mm).</i>				
	60 x 15 x 41	1500 x 375 x 1042	C_NNS-EXR604115	901	973
	54 x 15 x 41	1350 x 375 x 1042	C_NNS-EXR544115	855	917

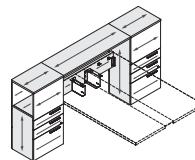
Specify the surface type (1, 2).

	W x D x H (in)	W x D x H (mm)	Code	All Laminate (\$)	HPL Surfaces (\$)
<b>Storage end base modules for double-sided surfaces</b>	<i>Storage end base modules. Support double-sided surfaces and divide space. 2 box drawers and 1 file drawer with suspension bar. Drawers open on the side. Bookcase above surface. Pencil trays. Locks. 108"L (2700 mm) compatible with 60"D (1500 mm) surfaces and 102"L (2550 mm) compatible with 54"D (1350 mm).</i>				

Insert option, change T to: Y Sky, add \$65.

High-Gloss White finish option for drawer fronts and back (W): add \$412.

Packaged in 3 boxes.



108 x 18 x 47 1/2	2700 x 450 x 1207	C_N_-PRET1084818UF	3,265	3,456
102 x 18 x 47 1/2	2550 x 450 x 1207	C_N_-PRET1024818UF	3,121	3,368

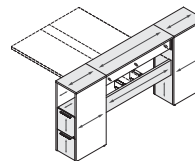
Specify the surface type (1, 2). Specify the Gloss finish (W, N). Specify accent color (S, W).

	W x D x H (in)	W x D x H (mm)	Code	All Laminate (\$)	HPL Surfaces (\$)
<b>Storage end base modules for double-sided surfaces</b>	<i>Storage end base modules. Support double-sided surfaces and divide space. 2 file drawers with suspension bars. Drawers open at the end of the module. Bookcase above surface. Locks. 108"L (2700 mm) compatible with 60"D (1500 mm) surfaces and 102"L (2550 mm) compatible with 54"D (1350 mm).</i>				

Insert option, change T to: Y Sky, add \$65.

High-Gloss White finish option (W): add 412\$.

Packaged in 3 boxes.



108 x 16 x 47 1/2	2700 x 409 x 1207	C_N_-PRET1084816EFF	3,044	3,281
102 x 16 x 47 1/2	2550 x 409 x 1207	C_N_-PRET1024816EFF	2,972	3,193

Specify the surface type (1, 2). Specify the Gloss finish (W, N). Specify accent color (S, W).

W x D x H (in)	W x D x H (mm)	Code	All Laminate (\$)	HPL Surfaces (\$)
<b>Storage center base modules for double-sided surfaces</b>				
<i>Go at the junction of double-sided surfaces. 2 box drawers and 1 file drawer with suspension bar. Drawers open on the side. Bookcase above surface. Pencil trays. Locks. 108"L (2700 mm) compatible with 60"D (1500 mm) surfaces and 102"L (2550 mm) compatible with 54"D (1350 mm).</i>				
Insert option, change T to: Y Sky, add \$65.				
High-Gloss White finish option for drawer fronts and back (W): add \$412.				
Packaged in 3 boxes.	108 x 18 x 47 1/2	2700 x 450 x 1207	<b>C_N_-PRCT1084818UF</b>	<b>3,445 3,713</b>
	102 x 18 x 47 1/2	2550 x 450 x 1207	<b>C_N_-PRCT1024818UF</b>	<b>3,363 3,615</b>
<b>Specify the surface type (1, 2). Specify the Gloss finish (W, N). Specify accent color (S, W).</b>				

<b>Storage center base modules for double-sided surfaces</b>				
<i>Go at the junction of double-sided surfaces. 2 file drawers with suspension bars. Drawers open at the end of the module. Bookcase above surface. Locks. 108"L (2700 mm) compatible with 60"D (1500 mm) surfaces and 102"L (2550 mm) compatible with 54"D (1350 mm).</i>				
Insert option, change T to: Y Sky, add \$65.				
High-Gloss White finish option (W): add \$412.				
Packaged in 3 boxes.	108 x 16 x 47 1/2	2700 x 409 x 1207	<b>C_N_-PRCT1084816EFF</b>	<b>3,296 3,543</b>
	102 x 16 x 47 1/2	2550 x 409 x 1207	<b>C_N_-PRCT1024816EFF</b>	<b>3,214 3,445</b>
<b>Specify the surface type (1, 2). Specify the Gloss finish (W, N). Specify accent color (S, W).</b>				

<b>Storage center base modules for double-sided surfaces</b>				
<i>Go at the junction of double-sided surfaces. 1 file drawer with suspension bar on each side. Drawers open on the sides. Bookcase above surface. Locks. 108"L (2700 mm) compatible with 60"D (1500 mm) surfaces and 102"L (2550 mm) compatible with 54"D (1350 mm).</i>				
Insert option, change T to: Y Sky, add \$65.				
High-Gloss White finish option for drawer fronts and back (W): add \$412.				
Packaged in 3 boxes.	108 x 18 x 47 1/2	2700 x 450 x 1207	<b>C_N_-PRCT1084818FM</b>	<b>3,301 3,564</b>
	102 x 18 x 47 1/2	2550 x 450 x 1207	<b>C_N_-PRCT1024818FM</b>	<b>3,219 3,466</b>
<b>Specify the surface type (1, 2). Specify the Gloss finish (W, N). Specify accent color (S, W).</b>				

<b>Pedestal bases for double-sided surfaces</b>				
<i>Support double-sided surfaces and divide space. 2 box drawers and 1 file drawer with suspension bar. Drawers open at the end of the module. Open space. Integrated wire management. Pencil trays. Locks.</i>				
High-Gloss White finish option (W): add \$412.				
	60 x 16 x 41	1500 x 409 x 1042	<b>C_N_-CRE604116EUF</b>	<b>2,457 2,529</b>
	54 x 16 x 41	1350 x 409 x 1042	<b>C_N_-CRE544116EUF</b>	<b>2,395 2,462</b>
<b>Specify the surface type (1, 2). Specify the Gloss finish (W, N). Specify accent color (S, W).</b>				

<b>Pedestal bases for double-sided surfaces</b>				
<i>Support double-sided surfaces and divide space. 2 file drawers with suspension bars. Drawers open at the end of the module. Open space. Integrated wire management. Locks.</i>				
High-Gloss White finish option (W): add \$412.				
	60 x 16 x 41	1500 x 409 x 1042	<b>C_N_-CRE604116EFF</b>	<b>2,271 2,348</b>
	54 x 16 x 41	1350 x 409 x 1042	<b>C_N_-CRE544116EFF</b>	<b>2,220 2,287</b>
<b>Specify the surface type (1, 2). Specify the Gloss finish (W, N). Specify accent color (S, W).</b>				

<b>Pedestal bases for double-sided surfaces</b>				
<i>Go at the junction of double-sided and divide space. 2 box drawer and 1 file drawers with suspension bar. Drawers open at the end of the module. Open space. Integrated wire management. Pencil trays. Locks.</i>				
High-Gloss White finish option (W): add \$412.				
	60 x 16 x 41	1500 x 409 x 1042	<b>C_N_-CRC604116EUF</b>	<b>2,663 2,735</b>
	54 x 16 x 41	1350 x 409 x 1042	<b>C_N_-CRC544116EUF</b>	<b>2,601 2,668</b>
<b>Specify the surface type (1, 2). Specify the Gloss finish (W, N). Specify accent color (S, W).</b>				

<b>Pedestal bases for double-sided surfaces</b>				
<i>Go at the junction of double-sided and divide space. 2 file drawers with suspension bars. Drawers open at the end of the module. Open space. Integrated wire management. Locks.</i>				
High-Gloss White finish option (W): add \$412.				
	60 x 16 x 41	1500 x 409 x 1042	<b>C_N_-CRC604116EFF</b>	<b>2,477 2,554</b>
	54 x 16 x 41	1350 x 409 x 1042	<b>C_N_-CRC544116EFF</b>	<b>2,421 2,487</b>
<b>Specify the surface type (1, 2). Specify the Gloss finish (W, N). Specify accent color (S, W).</b>				

<b>End of double-sided surface screens – 18" H</b>				
<i>Acrylic screens with metal supports to go at the end of a double-sided surface.</i>				
	60 x 1/4 x 18	1500 x 6 x 450	<b>CNNN_-SCET6018</b>	<b>726 –</b>
	54 x 1/4 x 18	1350 x 6 x 450	<b>CNNN_-SCET5418</b>	<b>695 –</b>
<b>Specify accent color (S, W).</b>				

<b>End of double-sided surface screens – 18" H</b>				
<i>Fabric screens with metal supports to go at the end of a double-sided surface. These prices are applicable for United Chair® Grade 1 and 2 fabrics. For other United Chair® grades add: Grade 3: 15%, Grade 4: 20%, Grade 5: 25%, Grade 6: 30%, Grade 8: 35%.</i>				
	60 x 1/2 x 18	1500 x 12 x 450	<b>CNNN_-SCEF6018</b>	<b>767 –</b>
	54 x 1/2 x 18	1350 x 12 x 450	<b>CNNN_-SCEF5418</b>	<b>721 –</b>
<b>Specify accent color (S, W). Specify the fabric code after the product code.</b>				

<b>End of double-sided surface screens – 18" H</b>				
<i>Felt screens with metal supports to go at the end of a double-sided surface.</i>				
	60 x 1/2 x 18	1500 x 12 x 450	<b>CNNN_-SCEFF6018</b>	<b>726 –</b>
	54 x 1/2 x 18	1350 x 12 x 450	<b>CNNN_-SCEFF5418</b>	<b>695 –</b>
<b>Specify accent color (S, W). Specify the felt code after the product code.</b>				



	W x D x H (in)	W x D x H (mm)	Code	All Laminate (\$)	HPL Surfaces (\$)
<b>End of single-sided surface screen – 18" H</b>	<i>Acrylic screen with metal supports to go at the end of a single-sided surface.</i>				
	31 x 1/4 x 18	797 x 6 x 450	CNNN_SCET3118	690	—



Insert option, change T to: Y Sky, add \$65.

Specify accent color (S, W).

	W x D x H (in)	W x D x H (mm)	Code	All Laminate (\$)	HPL Surfaces (\$)
<b>End of single-sided surface screen – 18" H</b>	<i>Fabric screen with metal supports to go at the end of a single-sided surface. These prices are applicable for United Chair® Grade 1 and 2 fabrics. For other United Chair® grades add: Grade 3: 15%, Grade 4: 20%, Grade 5: 25%, Grade 6: 30%, Grade 8: 35%.</i>				
	31 x 1/2 x 18	797 x 12 x 450	CNNN_SCEF3118	700	—



Specify accent color (S, W). Specify the fabric code after the product code.

	W x D x H (in)	W x D x H (mm)	Code	All Laminate (\$)	HPL Surfaces (\$)
<b>End of single-sided surface screen – 18" H</b>	<i>Felt screen with metal supports to go at the end of a double-sided surface.</i>				
	31 x 1/2 x 18	797 x 12 x 450	CNNN_SCEFF3118	690	—



Specify accent color (S, W). Specify the felt code after the product code.

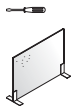
	W x D x H (in)	W x D x H (mm)	Code	All Laminate (\$)	HPL Surfaces (\$)
<b>Privacy screens</b>	<i>Acrylic translucent screens supported by metal stabilizer feet in a painted finish. Divide face-to-face individual workspaces.</i>				
	48 x 1/4 x 18	1200 x 6 x 450	CNNN_SCT4818	479	—
	36 x 1/4 x 18	900 x 6 x 450	CNNN_SCT3618	458	—
	30 x 1/4 x 18	750 x 6 x 450	CNNN_SCT3018	433	—
	24 x 1/4 x 18	600 x 6 x 450	CNNN_SCT2418	412	—
	18 x 1/4 x 18	450 x 6 x 450	CNNN_SCT1818	381	—
	48 x 1/4 x 11	1200 x 6 x 285	CNNN_SCT4811	422	—
	36 x 1/4 x 11	900 x 6 x 285	CNNN_SCT3611	402	—
	30 x 1/4 x 11	750 x 6 x 285	CNNN_SCT3011	371	—
	24 x 1/4 x 11	600 x 6 x 285	CNNN_SCT2411	350	—
	18 x 1/4 x 11	450 x 6 x 285	CNNN_SCT1811	324	—



Insert option, change T to: Y Sky, add \$65.

Specify accent color (S, W).

	W x D x H (in)	W x D x H (mm)	Code	All Laminate (\$)	HPL Surfaces (\$)
<b>Privacy screens</b>	<i>Fabric screens supported by metal stabilizer feet in a painted finish. Divide face-to-face individual workspaces. These prices are applicable for United Chair® Grade 1 and 2 fabrics. For other United Chair® grades add: Grade 3: 15%, Grade 4: 20%, Grade 5: 25%, Grade 6: 30%, Grade 8: 35%.</i>				
	48 x 1/2 x 18	1200 x 12 x 450	CNNN_SCF4818	494	—
	36 x 1/2 x 18	900 x 12 x 450	CNNN_SCF3618	474	—
	30 x 1/2 x 18	750 x 12 x 450	CNNN_SCF3018	453	—
	24 x 1/2 x 18	600 x 12 x 450	CNNN_SCF2418	427	—
	18 x 1/2 x 18	450 x 12 x 450	CNNN_SCF1818	407	—
	48 x 1/2 x 11	1200 x 12 x 285	CNNN_SCF4811	438	—
	36 x 1/2 x 11	900 x 12 x 285	CNNN_SCF3611	417	—
	30 x 1/2 x 11	750 x 12 x 285	CNNN_SCF3011	391	—
	24 x 1/2 x 11	600 x 12 x 285	CNNN_SCF2411	366	—
	18 x 1/2 x 11	450 x 12 x 285	CNNN_SCF1811	345	—



Specify accent color (S, W). Specify the fabric code after the product code.

	W x D x H (in)	W x D x H (mm)	Code	All Laminate (\$)	HPL Surfaces (\$)
<b>Privacy screens</b>	<i>Felt screens supported by metal stabilizer feet in a painted finish. Divide face-to-face individual workspaces.</i>				
	48 x 1/2 x 18	1200 x 12 x 450	CNNN_SCF4818	479	—
	36 x 1/2 x 18	900 x 12 x 450	CNNN_SCF3618	458	—
	30 x 1/2 x 18	750 x 12 x 450	CNNN_SCF3018	433	—
	24 x 1/2 x 18	600 x 12 x 450	CNNN_SCF2418	412	—
	18 x 1/2 x 18	450 x 12 x 450	CNNN_SCF1818	381	—



	W x D x H (in)	W x D x H (mm)	Code	All Laminate (\$)	HPL Surfaces (\$)
<b>Privacy screens (cont'd)</b>	48 x 1/2 x 11	1200 x 12 x 285	CNNN_SCF4811	422	—
	36 x 1/2 x 11	900 x 12 x 285	CNNN_SCF3611	402	—
	30 x 1/2 x 11	750 x 12 x 285	CNNN_SCF3011	371	—
	24 x 1/2 x 11	600 x 12 x 285	CNNN_SCF2411	350	—
	18 x 1/2 x 11	450 x 12 x 285	CNNN_SCF1811	324	—

Specify accent color (S, W). Specify the felt code after the product code.

	W x D x H (in)	W x D x H (mm)	Code	All Laminate (\$)	HPL Surfaces (\$)
<b>Privacy lateral screens</b>	<i>Acrylic translucent screens supported by metal stabilizer feet and clip in a painted finish. Divide side-to-side individual workspaces.</i>				
	24 x 1/4 x 18	600 x 6 x 450	CNNN_SCCT2418	427	—
	21 x 1/4 x 18	525 x 6 x 450	CNNN_SCCT2118	412	—
	18 x 1/4 x 18	450 x 6 x 450	CNNN_SCCT1818	407	—
	15 x 1/4 x 18	375 x 6 x 450	CNNN_SCCT1518	397	—
	24 x 1/4 x 11	600 x 6 x 285	CNNN_SCCT2411	366	—
	21 x 1/4 x 11	525 x 6 x 285	CNNN_SCCT2111	355	—
	18 x 1/4 x 11	450 x 6 x 285	CNNN_SCCT1811	345	—
	15 x 1/4 x 11	375 x 6 x 285	CNNN_SCCT1511	335	—



Insert option, change T to: Y Sky, add \$65.

Specify accent color (S, W).

	W x D x H (in)	W x D x H (mm)	Code	All Laminate (\$)	HPL Surfaces (\$)
<b>Privacy lateral screens</b>	<i>Fabric screens supported by metal stabilizer feet and clip in a painted finish. Divide side-to-side individual workspaces. These prices are applicable for United Chair® Grade 1 and 2 fabrics. For other United Chair® grades add: Grade 3: 15%, Grade 4: 20%, Grade 5: 25%, Grade 6: 30%, Grade 8: 35%.</i>				
	24 x 1/2 x 18	600 x 12 x 450	CNNN_SCCF2418	448	—
	21 x 1/2 x 18	525 x 12 x 450	CNNN_SCCF2118	433	—
	18 x 1/2 x 18	450 x 12 x 450	CNNN_SCCF1818	422	—
	15 x 1/2 x 18	375 x 12 x 450	CNNN_SCCF1518	412	—
	24 x 1/2 x 11	600 x 12 x 285	CNNN_SCCF2411	381	—
	21 x 1/2 x 11	525 x 12 x 285	CNNN_SCCF2111	371	—
	18 x 1/2 x 11	450 x 12 x 285	CNNN_SCCF1811	361	—
	15 x 1/2 x 11	375 x 12 x 285	CNNN_SCCF1511	350	—



Specify accent color (S, W). Specify the fabric code after the product code.

	W x D x H (in)	W x D x H (mm)	Code	All Laminate (\$)	HPL Surfaces (\$)
<b>Privacy lateral screens</b>	<i>Felt screens supported by metal stabilizer feet and clip in a painted finish. Divide side-to-side individual workspaces.</i>				
	24 x 1/2 x 18	600 x 12 x 450	CNNN_SCCFF2418	427	—
	21 x 1/2 x 18	525 x 12 x 450	CNNN_SCCFF2118	412	—
	18 x 1/2 x 18	450 x 12 x 450	CNNN_SCCFF1818	407	—
	15 x 1/2 x 18	375 x 12 x 450	CNNN_SCCFF1518	397	—
	24 x 1/2 x 11	600 x 12 x 285	CNNN_SCCFF2411	366	—
	21 x 1/2 x 11	525 x 12 x 285	CNNN_SCCFF2111	355	—
	18 x 1/2 x 11	450 x 12 x 285	CNNN_SCCFF1811	345	—
	15 x 1/2 x 11	375 x 12 x 285	CNNN_SCCFF1511	335	—




Specify accent color (S, W). Specify the felt code after the product code.


	W x D x H (in)	W x D x H (mm)	Code	All Laminate (\$)	HPL Surfaces (\$)
<b>Add-on counters with off-centered back</b>	<i>1" (25 mm) thick melamine, acrylic back. To be used at the end of double-sided surfaces.</i>				
	60 x 15 x 18	1500 x 375 x 450	C_NNS-MCET601815	654	747
	54 x 15 x 18	1350 x 375 x 450	C_NNS-MCET541815	633	721
	60 x 12 x 11	1500 x 300 x 285	C_NNS-MCET601112	639	731
	54 x 12 x 11	1350 x 300 x 285	C_NNS-MCET541112	623	706





Insert option, change T to: Y Sky, add \$65.

Specify the surface type (1, 2).

	W x D x H (in)	W x D x H (mm)	Code	All Laminate (\$)	HPL Surfaces (\$)
<b>Add-on counters with centered back</b>	<i>1" (25 mm) thick melamine, acrylic back. To be used on double-sided surfaces to divide space. 1 tone only.</i>				
	60 x 18 x 18	1500 x 450 x 450	<b>C_NNS-MCCT601818</b>	<b>670</b>	<b>778</b>
	54 x 18 x 18	1350 x 450 x 450	<b>C_NNS-MCCT541818</b>	<b>649</b>	<b>752</b>
	60 x 18 x 11	1500 x 450 x 285	<b>C_NNS-MCCT601118</b>	<b>654</b>	<b>762</b>
	54 x 18 x 11	1350 x 450 x 285	<b>C_NNS-MCCT541118</b>	<b>633</b>	<b>736</b>
Insert option, change T to: Y Sky, add \$65.	<b>Specify the surface type (1, 2).</b>				


	W x D x H (in)	W x D x H (mm)	Code	All Laminate (\$)	HPL Surfaces (\$)
<b>Double-sided accessory rails</b>	<i>Silver aluminum finish and laminate ends. Allow accessories utilisation on both sides of a double-sided surface and create visual privacy. (Refer to Lacasse general price book for accessories). 1 tone only.</i>				
	72 x 13 x 11	1800 x 325 x 285	<b>CNNNS-RAD7211</b>	<b>901</b>	—
	66 x 13 x 11	1650 x 325 x 285	<b>CNNNS-RAD6611</b>	<b>876</b>	—
	60 x 13 x 11	1500 x 325 x 285	<b>CNNNS-RAD6011</b>	<b>845</b>	—
	54 x 13 x 11	1350 x 325 x 285	<b>CNNNS-RAD5411</b>	<b>824</b>	—
	48 x 13 x 11	1200 x 325 x 285	<b>CNNNS-RAD4811</b>	<b>798</b>	—
	42 x 13 x 11	1050 x 325 x 285	<b>CNNNS-RAD4211</b>	<b>778</b>	—
	36 x 13 x 11	900 x 325 x 285	<b>CNNNS-RAD3611</b>	<b>752</b>	—
	30 x 13 x 11	750 x 325 x 285	<b>CNNNS-RAD3011</b>	<b>726</b>	—
	24 x 13 x 11	600 x 325 x 285	<b>CNNNS-RAD2411</b>	<b>706</b>	—


	W x D x H (in)	W x D x H (mm)	Code	All Laminate (\$)	HPL Surfaces (\$)
<b>Single-sided accessory rails</b>	<i>Silver aluminum finish and laminate ends. Allow accessories utilisation on single-sided surfaces. (Refer to Lacasse general price book for accessories). 1 tone only.</i>				
	72 x 11 x 11	1800 x 285 x 285	<b>CNNNS-RAS7211</b>	<b>659</b>	—
	66 x 11 x 11	1650 x 285 x 285	<b>CNNNS-RAS6611</b>	<b>633</b>	—
	60 x 11 x 11	1500 x 285 x 285	<b>CNNNS-RAS6011</b>	<b>608</b>	—
	54 x 11 x 11	1350 x 285 x 285	<b>CNNNS-RAS5411</b>	<b>582</b>	—
	48 x 11 x 11	1200 x 285 x 285	<b>CNNNS-RAS4811</b>	<b>556</b>	—
	42 x 11 x 11	1050 x 285 x 285	<b>CNNNS-RAS4211</b>	<b>536</b>	—
	36 x 11 x 11	900 x 285 x 285	<b>CNNNS-RAS3611</b>	<b>515</b>	—
	30 x 11 x 11	750 x 285 x 285	<b>CNNNS-RAS3011</b>	<b>484</b>	—
	24 x 11 x 11	600 x 285 x 285	<b>CNNNS-RAS2411</b>	<b>464</b>	—

	W x D x H (in)	W x D x H (mm)	Code	All Laminate (\$)	HPL Surfaces (\$)
<b>Surface height bookcases – 30" H</b>	<i>Laminate back Silver anodized aluminum feet. 1 tone only. 1 fixed shelf. Storage space for 2 binders high.</i>				
	18 x 13 x 30	450 x 325 x 762	<b>CNNNS-EBM3018</b>	<b>577</b>	—
	<i>White board on back Silver anodized aluminum feet. 1 tone only. 1 fixed shelf. Storage space for 2 binders high.</i>				
	18 x 13 x 30	450 x 325 x 762	<b>CNNNS-EBW3018</b>	<b>639</b>	—


	W x D x H (in)	W x D x H (mm)	Code	All Laminate (\$)	HPL Surfaces (\$)
<b>Surface height bookcases – 30" H</b>	<i>Translucent insert with Silver anodized aluminum framed. Silver anodized aluminum feet. 1 tone only. 1 fixed shelf. Storage space for 2 binders high.</i>				
	18 x 13 x 30	450 x 325 x 762	<b>CNNNS-EBT3018</b>	<b>680</b>	—


Insert option, change T to: Y Sky, add \$65.

	W x D x H (in)	W x D x H (mm)	Code	All Laminate (\$)	HPL Surfaces (\$)
<b>Surface height bookcases – 24" H</b>	<i>Laminate back Silver anodized aluminum feet. 1 tone only. Top portion allows 1 high binder storage. Pigeonhole at bottom.</i>				
	18 x 13 x 24	450 x 325 x 610	<b>CNNNS-EBM2418</b>	<b>567</b>	—
	<i>White board on back Silver anodized aluminum feet. 1 tone only. Top portion allows 1 high binder storage. Pigeonhole at bottom.</i>				
	18 x 13 x 24	450 x 325 x 610	<b>CNNNS-EBW2418</b>	<b>613</b>	—


	W x D x H (in)	W x D x H (mm)	Code	All Laminate (\$)	HPL Surfaces (\$)
<b>Surface height bookcases – 24" H</b>	<i>Translucent insert with Silver anodized aluminum framed. Silver anodized aluminum feet. 1 tone only. Top portion allows 1 high binder storage. Pigeonhole at bottom.</i>				
	18 x 13 x 24	450 x 325 x 610	<b>CNNNS-EBT2418</b>	<b>664</b>	—

Insert option, change T to: Y Sky, add \$65.


	W x D x H (in)	W x D x H (mm)	Code	All Laminate (\$)	HPL Surfaces (\$)
<b>Surface height bookcases – 18" H</b>	<i>Laminate back Silver anodized aluminum feet. 1 tone only</i>				
	30 x 13 x 18	750 x 325 x 450	<b>CNNNS-EBM1830</b>	<b>577</b>	—
	24 x 13 x 18	600 x 325 x 450	<b>CNNNS-EBM1824</b>	<b>567</b>	—
	18 x 13 x 18	450 x 325 x 450	<b>CNNNS-EBM1818</b>	<b>551</b>	—
	<i>White board on back Silver anodized aluminum feet. 1 tone only.</i>				
	30 x 13 x 18	750 x 325 x 450	<b>CNNNS-EBW1830</b>	<b>639</b>	—
	24 x 13 x 18	600 x 325 x 450	<b>CNNNS-EBW1824</b>	<b>613</b>	—
	18 x 13 x 18	450 x 325 x 450	<b>CNNNS-EBW1818</b>	<b>592</b>	—

	W x D x H (in)	W x D x H (mm)	Code	All Laminate (\$)	HPL Surfaces (\$)
<b>Surface height bookcases – 18" H</b>	<i>Translucent insert with Silver anodized aluminum framed. Silver anodized aluminum feet. 1 tone only.</i>				
	30 x 13 x 18	750 x 325 x 450	<b>CNNNS-EBT1830</b>	<b>680</b>	—
	24 x 13 x 18	600 x 325 x 450	<b>CNNNS-EBT1824</b>	<b>664</b>	—
	18 x 13 x 18	450 x 325 x 450	<b>CNNNS-EBT1818</b>	<b>654</b>	—

Insert option, change T to: Y Sky, add \$65.




	W x D x H (in)	W x D x H (mm)	Code	All Laminate (\$)	HPL Surfaces (\$)
<b>Surface height bookcases – 11" H</b>	<i>Laminate back Silver anodized aluminum feet. 1 tone only.</i>				
	30 x 13 x 11	750 x 325 x 285	<b>CNNNS-EBM1130</b>	<b>541</b>	—
	24 x 13 x 11	600 x 325 x 285	<b>CNNNS-EBM1124</b>	<b>530</b>	—
	18 x 13 x 11	450 x 325 x 285	<b>CNNNS-EBM1118</b>	<b>520</b>	—




	W x D x H (in)	W x D x H (mm)	Code	All Laminate (\$)	HPL Surfaces (\$)
	<i>White board on back Silver anodized aluminum feet. 1 tone only.</i>				
	30 x 13 x 11	750 x 325 x 285	<b>CNNNS-EBW1130</b>	<b>603</b>	—
	24 x 13 x 11	600 x 325 x 285	<b>CNNNS-EBW1124</b>	<b>572</b>	—
	18 x 13 x 11	450 x 325 x 285	<b>CNNNS-EBW1118</b>	<b>546</b>	—

	W x D x H (in)	W x D x H (mm)	Code	All Laminate (\$)	HPL Surfaces (\$)
<b>Surface height bookcases – 11" H</b>	<i>Translucent insert with Silver anodized aluminum framed. Silver anodized aluminum feet. 1 tone only.</i>				
	30 x 13 x 11	750 x 325 x 285	<b>CNNNS-EBT1130</b>	<b>618</b>	—
	24 x 13 x 11	600 x 325 x 285	<b>CNNNS-EBT1124</b>	<b>608</b>	—
	18 x 13 x 11	450 x 325 x 285	<b>CNNNS-EBT1118</b>	<b>597</b>	—

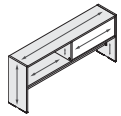
Insert option, change T to: Y Sky, add \$44.



	W x D x H (in)	W x D x H (mm)	Code	All Laminate (\$)	HPL Surfaces (\$)
<b>Surface height pigeonholes</b>	<i>Laminate back</i>				
	<i>Silver anodized aluminum feet. 1 tone only.</i>				
	30 x 13 x 11	750 x 325 x 285	<b>CNNNS-DVM1130</b>	<b>572</b>	—
	24 x 13 x 11	600 x 325 x 285	<b>CNNNS-DVM1124</b>	<b>556</b>	—
	18 x 13 x 11	450 x 325 x 285	<b>CNNNS-DVM1118</b>	<b>546</b>	—
	<i>White board on back</i>				
	<i>Silver anodized aluminum feet. 1 tone only.</i>				
	30 x 13 x 11	750 x 325 x 285	<b>CNNNS-DVW1130</b>	<b>613</b>	—
	24 x 13 x 11	600 x 325 x 285	<b>CNNNS-DVW1124</b>	<b>592</b>	—
	18 x 13 x 11	450 x 325 x 285	<b>CNNNS-DVW1118</b>	<b>556</b>	—

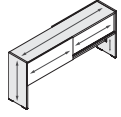
	W x D x H (in)	W x D x H (mm)	Code	All Laminate (\$)	HPL Surfaces (\$)
<b>Surface height pigeonholes</b>	<i>Translucent insert with Silver anodized aluminum framed. Silver anodized aluminum feet. 1 tone only.</i>				
	30 x 13 x 11	750 x 325 x 285	<b>CNNNS-DVT1130</b>	<b>639</b>	—
	24 x 13 x 11	600 x 325 x 285	<b>CNNNS-DVT1124</b>	<b>613</b>	—
	18 x 13 x 11	450 x 325 x 285	<b>CNNNS-DVT1118</b>	<b>592</b>	—

Insert option, change T to: Y Sky, add \$44.

	W x D x H (in)	W x D x H (mm)	Code	All Laminate (\$)	HPL Surfaces (\$)
<b>Open hutches for double-sided surfaces</b>	<i>Clearance: 16 3/4" (425 mm). Open space on each side. Half-height centered acrylic back. Storage module back can receive a tackboard.</i>				
	84 x 14 3/4 x 32	2100 x 364 x 800	<b>CNN_S-EDT843215</b>	<b>1,468</b>	—
	72 x 14 3/4 x 32	1800 x 364 x 800	<b>CNN_S-EDT723215</b>	<b>1,391</b>	—
	60 x 14 3/4 x 32	1500 x 364 x 800	<b>CNN_S-EDT603215</b>	<b>1,324</b>	—
	48 x 14 3/4 x 32	1200 x 364 x 800	<b>CNN_S-EDT483215</b>	<b>1,303</b>	—
	42 x 14 3/4 x 32	1050 x 364 x 800	<b>CNN_S-EDT423215</b>	<b>1,164</b>	—

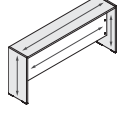
Insert option, change T to: Y Sky, add \$65.

High-Gloss White finish option for back (W): add \$164.

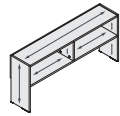
	W x D x H (in)	W x D x H (mm)	Code	All Laminate (\$)	HPL Surfaces (\$)
<b>Sliding doors hutches for double-sided surfaces</b>	<i>Clearance: 16 1/2" (412 mm). 1 sliding door on each side. Half-height centered acrylic back.</i>				
	84 x 16 x 32	2100 x 400 x 800	<b>CNN_S-EDT843216C</b>	<b>2,029</b>	—
	72 x 16 x 32	1800 x 400 x 800	<b>CNN_S-EDT723216C</b>	<b>1,942</b>	—
	60 x 16 x 32	1500 x 400 x 800	<b>CNN_S-EDT603216C</b>	<b>1,869</b>	—
	48 x 16 x 32	1200 x 400 x 800	<b>CNN_S-EDT483216C</b>	<b>1,839</b>	—
	42 x 16 x 32	1050 x 400 x 800	<b>CNN_S-EDT423216C</b>	<b>1,684</b>	—

Insert option, change T to: Y Sky, add \$65.

High-Gloss White finish option for doors and back (W): add \$164.

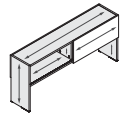
	W x D x H (in)	W x D x H (mm)	Code	All Laminate (\$)	HPL Surfaces (\$)
<b>Laminate dividers for double-sided surfaces</b>	<i>Centered laminate back compatible with a tackboard.</i>				
	84 x 14 3/4 x 32	2100 x 364 x 800	<b>CNN_S-EDS843215</b>	<b>736</b>	—
	72 x 14 3/4 x 32	1800 x 364 x 800	<b>CNN_S-EDS723215</b>	<b>721</b>	—
	60 x 14 3/4 x 32	1500 x 364 x 800	<b>CNN_S-EDS603215</b>	<b>706</b>	—
	48 x 14 3/4 x 32	1200 x 364 x 800	<b>CNN_S-EDS483215</b>	<b>695</b>	—
	42 x 14 3/4 x 32	1050 x 364 x 800	<b>CNN_S-EDS423215</b>	<b>664</b>	—

High-Gloss White finish option for back (W): add \$109.

	W x D x H (in)	W x D x H (mm)	Code	All Laminate (\$)	HPL Surfaces (\$)
<b>Open hutches for single-sided surfaces</b>	<i>Clearance: 16 3/4" (425 mm). Half-height acrylic back.</i>				
	84 x 15 1/4 x 32	2100 x 380 x 800	<b>CNN_S-EST843215</b>	<b>1,344</b>	—
	72 x 15 1/4 x 32	1800 x 380 x 800	<b>CNN_S-EST723215</b>	<b>1,293</b>	—
	60 x 15 1/4 x 32	1500 x 380 x 800	<b>CNN_S-EST603215</b>	<b>1,251</b>	—
	48 x 15 1/4 x 32	1200 x 380 x 800	<b>CNN_S-EST483215</b>	<b>1,231</b>	—
	42 x 15 1/4 x 32	1050 x 380 x 800	<b>CNN_S-EST423215</b>	<b>1,133</b>	—

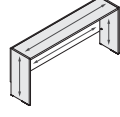
Insert option, change T to: Y Sky, add \$65.

High-Gloss White finish option for back (W): add \$109.

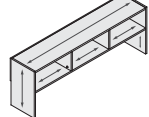
	W x D x H (in)	W x D x H (mm)	Code	All Laminate (\$)	HPL Surfaces (\$)
<b>Sliding door hutches for single-sided surfaces</b>	<i>Clearance: 16 1/2" (412 mm). Half-height acrylic back. 1 sliding door.</i>				
	84 x 16 x 32	2100 x 400 x 800	<b>CNN_S-EST843216C</b>	<b>1,653</b>	—
	72 x 16 x 32	1800 x 400 x 800	<b>CNN_S-EST723216C</b>	<b>1,602</b>	—
	60 x 16 x 32	1500 x 400 x 800	<b>CNN_S-EST603216C</b>	<b>1,560</b>	—
	48 x 16 x 32	1200 x 400 x 800	<b>CNN_S-EST483216C</b>	<b>1,530</b>	—
	42 x 16 x 32	1050 x 400 x 800	<b>CNN_S-EST423216C</b>	<b>1,437</b>	—

Insert option, change T to: Y Sky, add \$65.

High-Gloss White finish option for doors and back (W): add \$164.

	W x D x H (in)	W x D x H (mm)	Code	All Laminate (\$)	HPL Surfaces (\$)
<b>Laminate dividers for single-sided surface</b>	<i>Back can receive a tackboard.</i>				
	84 x 15 1/4 x 32	2100 x 380 x 800	<b>CNN_S-ESS843215</b>	<b>700</b>	—
	72 x 15 1/4 x 32	1800 x 380 x 800	<b>CNN_S-ESS723215</b>	<b>680</b>	—
	60 x 15 1/4 x 32	1500 x 380 x 800	<b>CNN_S-ESS603215</b>	<b>670</b>	—
	48 x 15 1/4 x 32	1200 x 380 x 800	<b>CNN_S-ESS483215</b>	<b>659</b>	—
	42 x 15 1/4 x 32	1050 x 380 x 800	<b>CNN_S-ESS423215</b>	<b>623</b>	—

High-Gloss White finish option for back (W): add \$109.

	W x D x H (in)	W x D x H (mm)	Code	All Laminate (\$)	HPL Surfaces (\$)
<b>Open hutches for storage module</b>	<i>Clearance: 16 3/4" (425 mm). Half-height centered acrylic back.</i>				
	90 x 19 1/4 x 32	2250 x 480 x 800	<b>CNN_S-ET903220</b>	<b>1,210</b>	—
	72 x 19 1/4 x 32	1800 x 480 x 800	<b>CNN_S-ET723220</b>	<b>1,056</b>	—
	60 x 19 1/4 x 32	1500 x 480 x 800	<b>CNN_S-ET603220</b>	<b>1,004</b>	—
	48 x 19 1/4 x 32	1200 x 480 x 800	<b>CNN_S-ET483220</b>	<b>948</b>	—
	42 x 19 1/4 x 32	1050 x 480 x 800	<b>CNN_S-ET423220</b>	<b>896</b>	—

Insert option, change T to: Y Sky, add \$65.

High-Gloss White finish option for back (W): add \$164.

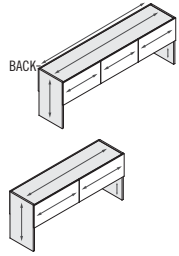
	W x D x H (in)	W x D x H (mm)	Code	All Laminate (\$)	HPL Surfaces (\$)
<b>Open hutches for storage module</b>	<i>Clearance: 16 3/4" (425 mm). Half-height centered acrylic back.</i>				
	90 x 19 1/4 x 32	2250 x 480 x 800	<b>CNN_S-ET903220</b>	<b>1,210</b>	—
	72 x 19 1/4 x 32	1800 x 480 x 800	<b>CNN_S-ET723220</b>	<b>1,056</b>	—
	60 x 19 1/4 x 32	1500 x 480 x 800	<b>CNN_S-ET603220</b>	<b>1,004</b>	—
	48 x 19 1/4 x 32	1200 x 480 x 800	<b>CNN_S-ET483220</b>	<b>948</b>	—
	42 x 19 1/4 x 32	1050 x 480 x 800	<b>CNN_S-ET423220</b>	<b>896</b>	—

High-Gloss White finish option for back (W): add \$164.

90": 3 sections  
72" to 42": 2 sections



W x D x H (in)	W x D x H (mm)	Code	All Laminate (\$)	HPL Surfaces (\$)
<b>Hutches with lift-up doors for storage module</b>				
<i>Clearance: 16 1/2" (412 mm). Lift-up doors with soft close. Half-height acrylic back.</i>				
90 x 20 x 32	2250 x 500 x 800	<b>CNN_S-ET903220V</b>	<b>1,869</b>	—
72 x 20 x 32	1800 x 500 x 800	<b>CNN_S-ET723220V</b>	<b>1,514</b>	—
60 x 20 x 32	1500 x 500 x 800	<b>CNN_S-ET603220V</b>	<b>1,447</b>	—
48 x 20 x 32	1200 x 500 x 800	<b>CNN_S-ET483220V</b>	<b>1,385</b>	—
42 x 20 x 32	1050 x 500 x 800	<b>CNN_S-ET423220V</b>	<b>1,324</b>	—

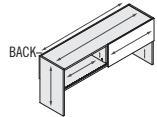


Insert option, change T to: Y Sky, add \$65.

High-Gloss White finish option for doors and back (W): add \$218.

90": 3 sections  
72" to 42": 2 sections

W x D x H (in)	W x D x H (mm)	Code	All Laminate (\$)	HPL Surfaces (\$)
<b>Sliding door hutches for storage module</b>				
<i>Clearance: 16 1/2" (412 mm). 1 sliding door. Half-height acrylic back.</i>				
72 x 20 x 32	1800 x 500 x 800	<b>CNN_S-ET723220C</b>	<b>1,689</b>	—
60 x 20 x 32	1500 x 500 x 800	<b>CNN_S-ET603220C</b>	<b>1,597</b>	—
48 x 20 x 32	1200 x 500 x 800	<b>CNN_S-ET483220C</b>	<b>1,499</b>	—

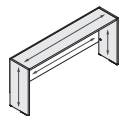


Insert option, change T to: Y Sky, add \$65.

High-Gloss White finish option for back (W): add \$164.

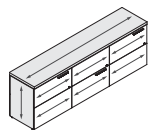
72" to 42": 2 sections

W x D x H (in)	W x D x H (mm)	Code	All Laminate (\$)	HPL Surfaces (\$)
<b>Laminate dividers for storage module</b>				
<i>Back can receive a tackboard.</i>				
90 x 19 1/4 x 32	2250 x 480 x 800	<b>CNN_S-ES903220</b>	<b>742</b>	—
72 x 19 1/4 x 32	1800 x 480 x 800	<b>CNN_S-ES723220</b>	<b>721</b>	—
60 x 19 1/4 x 32	1500 x 480 x 800	<b>CNN_S-ES603220</b>	<b>706</b>	—
48 x 19 1/4 x 32	1200 x 480 x 800	<b>CNN_S-ES483220</b>	<b>690</b>	—
42 x 19 1/4 x 32	1050 x 480 x 800	<b>CNN_S-ES423220</b>	<b>659</b>	—



High-Gloss White finish option for back (W): add \$109.

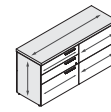
W x D x H (in)	W x D x H (mm)	Code	All Laminate (\$)	HPL Surfaces (\$)
<b>Shared storage modules, lateral files</b>				
<i>3 file drawers with suspension bars on both sides. Locks.</i>				
90 x 20 x 29 3/8	2250 x 500 x 745	<b>C_N_-DFM2090MF</b>	<b>3,131</b>	<b>3,487</b>
<b>Specify the surface type (1, 2). Specify the Gloss finish (W, N). Specify accent color (S, W).</b>				
90 x 20 x 29 7/8	2250 x 500 x 757	<b>C_N_-DFM2090MF</b>	<b>3,358</b>	<b>3,626</b>



High-Gloss White finish option for drawer fronts and back (W): add \$328.

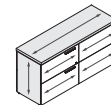
Packaged in 4 boxes.

W x D x H (in)	W x D x H (mm)	Code	All Laminate (\$)	HPL Surfaces (\$)
<b>Shared storage modules, box and file drawers</b>				
<i>2 box drawers and 1 file drawer with suspension bar on both sides. Pencil trays. Locks.</i>				
72 x 20 x 29 3/8	1800 x 500 x 745	<b>C_N_-DLUF2072M</b>	<b>2,307</b>	<b>2,570</b>
60 x 20 x 29 3/8	1500 x 500 x 745	<b>C_N_-DLUF2060M</b>	<b>2,235</b>	<b>2,477</b>
48 x 20 x 29 3/8	1200 x 500 x 745	<b>C_N_-DLUF2048M</b>	<b>2,204</b>	<b>2,379</b>



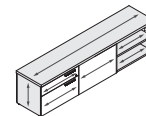
High-Gloss White finish option for drawer fronts and back (W): add \$218.

W x D x H (in)	W x D x H (mm)	Code	All Laminate (\$)	HPL Surfaces (\$)
<b>Shared storage modules, lateral files</b>				
<i>2 file drawers with suspension bars on both sides. Locks.</i>				
72 x 20 x 29 3/8	1800 x 500 x 745	<b>C_N_-DLF2072M</b>	<b>1,988</b>	<b>2,240</b>
60 x 20 x 29 3/8	1500 x 500 x 745	<b>C_N_-DLF2060M</b>	<b>1,921</b>	<b>2,148</b>
48 x 20 x 29 3/8	1200 x 500 x 745	<b>C_N_-DLF2048M</b>	<b>1,854</b>	<b>2,096</b>



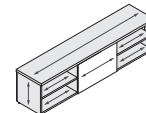
High-Gloss White finish option for drawer fronts and back (W): add \$218.

W x D x H (in)	W x D x H (mm)	Code	All Laminate (\$)	HPL Surfaces (\$)
<b>Shared storage modules, box and file drawers – 21" H</b>				
<i>1 box drawer and 1 file drawer with suspension bar on both sides. 1 open space on each side. Adjustable shelves. Pencil trays. Locks. Can receive 1 or more cushions.</i>				
90 x 20 x 21	2250 x 500 x 561	<b>C_N_-DUL209021MS</b>	<b>2,127</b>	<b>2,348</b>
72 x 20 x 21	1800 x 500 x 561	<b>C_N_-DUL207221MS</b>	<b>1,942</b>	<b>2,075</b>



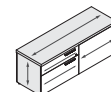
High-Gloss White finish option for drawer fronts and back (W): add \$328.

W x D x H (in)	W x D x H (mm)	Code	All Laminate (\$)	HPL Surfaces (\$)
<b>Shared open bookcases – 21" H</b>				
<i>1 open space with back on each side. 1 open space without back. Adjustable shelves. Can receive 1 or more cushions.</i>				
90 x 20 x 21	2250 x 500 x 561	<b>C_N_N-DS209021MS</b>	<b>1,231</b>	<b>1,421</b>
72 x 20 x 21	1800 x 500 x 561	<b>C_N_N-DS207221MS</b>	<b>1,118</b>	<b>1,298</b>



High-Gloss White finish option for fronts (W): add \$164.

W x D x H (in)	W x D x H (mm)	Code	All Laminate (\$)	HPL Surfaces (\$)
<b>Shared storage modules, box and file drawers – 21" H</b>				
<i>1 box drawer and 1 file drawer with suspension bar on both sides. Pencil trays. Locks. Can receive 1 or more cushions.</i>				
60 x 20 x 21	1500 x 500 x 561	<b>C_N_-DUL206021M</b>	<b>1,818</b>	<b>1,895</b>
48 x 20 x 21	1200 x 500 x 561	<b>C_N_-DUL204821M</b>	<b>1,756</b>	<b>1,818</b>

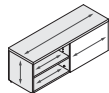


High-Gloss White finish option for drawer fronts and back (W): add \$218.

W x D x H (in)	W x D x H (mm)	Code	All Laminate (\$)	HPL Surfaces (\$)
60 x 20 x 21	1500 x 500 x 561	<b>C_N_-DUL206021M</b>	<b>1,900</b>	<b>2,014</b>
48 x 20 x 21	1200 x 500 x 561	<b>C_N_-DUL204821M</b>	<b>1,808</b>	<b>1,921</b>



**Shared open bookcases – 21" H**



High-Gloss White finish option for back (W): add \$164.

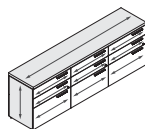
W x D x H (in)	W x D x H (mm)	Code	All Laminate (\$)	HPL Surfaces (\$)
<i>1 open space on both sides. Adjustables shelves. Can receive 1 or more cushions.</i>				
60 x 20 x 21	1500 x 500 x 561	C_N_N-DS206021M	870	1,076
48 x 20 x 21	1200 x 500 x 561	C_N_N-DS204821M	850	1,015

Specify the surface type (1, 2). Specify the Gloss finish (W, N).

60 x 20 x 21	1500 x 500 x 561	C_N_N-DS206021M	932	1,128
48 x 20 x 21	1200 x 500 x 561	C_N_N-DS204821M	886	1,061

Specify the surface type (5, 6). Specify the Gloss finish (W, N).

**Lateral box and file storages**



High-Gloss White finish option for drawer fronts and back (W): add \$328.

Packaged in 4 boxes.

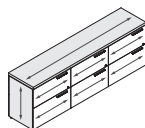
<i>6 box drawers and 3 file drawers with suspension bars. Pencil trays. Locks.</i>				
90 x 20 x 29 7/8	2250 x 500 x 745	C_N_-LUF2090LUF	3,461	3,713

Specify the surface type (1, 2). Specify the Gloss finish (W, N). Specify accent color (W, S).

90 x 20 x 29 7/8	2250 x 500 x 757	C_N_-LUF2090LUF	3,641	3,878
------------------	------------------	-----------------	-------	-------

Specify the surface type (5, 6). Specify the Gloss finish (W, N). Specify accent color (W, S).

**Lateral file storages**



High-Gloss White finish option for drawer fronts and back (W): add \$328.

Packaged in 4 boxes.

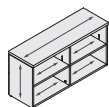
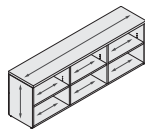
<i>6 file drawers with suspension bars. Locks.</i>				
90 x 20 x 29 7/8	2250 x 500 x 745	C_N_-LF2090LF	3,069	3,306

Specify the surface type (1, 2). Specify the Gloss finish (W, N). Specify accent color (W, S).

90 x 20 x 29 7/8	2250 x 500 x 757	C_N_-LF2090LF	3,234	3,466
------------------	------------------	---------------	-------	-------

Specify the surface type (5, 6). Specify the Gloss finish (W, N). Specify accent color (W, S).

**Open bookcase storages**



High-Gloss White finish option for back (W): add \$218.

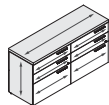
<i>Adjustable shelves.</i>				
90 x 20 x 29 7/8	2250 x 500 x 745	C_N_N-S2090S	1,231	1,421
72 x 20 x 29 7/8	1800 x 500 x 745	C_N_N-S2072S	989	1,143
60 x 20 x 29 7/8	1500 x 500 x 745	C_N_N-S2060S	937	1,082
48 x 20 x 29 7/8	1200 x 500 x 745	C_N_N-S2048S	886	1,015

Specify the surface type (1, 2). Specify the Gloss finish (W, N).

90 x 20 x 29 7/8	2250 x 500 x 757	C_N_N-S2090S	1,303	1,555
72 x 20 x 29 7/8	1800 x 500 x 757	C_N_N-S2072S	1,045	1,262
60 x 20 x 29 7/8	1500 x 500 x 757	C_N_N-S2060S	979	1,179
48 x 20 x 29 7/8	1200 x 500 x 757	C_N_N-S2048S	927	1,107

Specify the surface type (5, 6). Specify the Gloss finish (W, N).

**Lateral box and file storages**



High-Gloss White finish option for drawer fronts and back (W): add \$218.

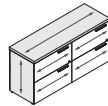
<i>4 box drawers and 2 file drawers with suspension bars. Pencil trays. Locks. Optional counterweight to meet BIFMA standards (See general Lacasse price book).</i>				
72 x 20 x 29 7/8	1800 x 500 x 745	C_N_-LUF2072LUF	2,142	2,534
60 x 20 x 29 7/8	1500 x 500 x 745	C_N_-LUF2060LUF	2,070	2,436
48 x 20 x 29 7/8	1200 x 500 x 745	C_N_-LUF2048LUF	1,972	2,338

Specify the surface type (1, 2). Specify the Gloss finish (W, N). Specify accent color (W, S).

72 x 20 x 29 7/8	1800 x 500 x 757	C_N_-LUF2072LUF	2,256	2,632
60 x 20 x 29 7/8	1500 x 500 x 757	C_N_-LUF2060LUF	2,173	2,570
48 x 20 x 29 7/8	1200 x 500 x 757	C_N_-LUF2048LUF	2,060	2,477

Specify the surface type (5, 6). Specify the Gloss finish (W, N). Specify accent color (W, S).

**Lateral file storages**



High-Gloss White finish option for drawer fronts and back (W): add \$218.

W x D x H (in)	W x D x H (mm)	Code	All Laminate (\$)	HPL Surfaces (\$)
<i>4 file drawers with suspension bars. Locks. Optional counterweight to meet BIFMA standards (See general Lacasse price book).</i>				
72 x 20 x 29 7/8	1800 x 500 x 745	C_N_-LF2072LF	1,839	2,075
60 x 20 x 29 7/8	1500 x 500 x 745	C_N_-LF2060LF	1,761	1,978
48 x 20 x 29 7/8	1200 x 500 x 745	C_N_-LF2048LF	1,679	1,875

Specify the surface type (1, 2). Specify the Gloss finish (W, N). Specify accent color (W, S).

72 x 20 x 29 7/8	1800 x 500 x 757	C_N_-LF2072LF	2,019	2,256
60 x 20 x 29 7/8	1500 x 500 x 757	C_N_-LF2060LF	1,926	2,137
48 x 20 x 29 7/8	1200 x 500 x 757	C_N_-LF2048LF	1,813	2,173

Specify the surface type (5, 6). Specify the Gloss finish (W, N). Specify accent color (W, S).

**Lateral box and file storages**



High-Gloss White finish option for drawer fronts and back (W): add \$164.

<i>2 box drawers and 1 file drawer with suspension bar. Pencil tray. Lock. Optional counterweight to meet BIFMA standards (See general Lacasse price book).</i>				
36 x 20 x 29 7/8	900 x 500 x 745	C_N_-2036LUF	1,169	1,344

Specify the surface type (1, 2). Specify the Gloss finish (W, N). Specify accent color (W, S).

36 x 20 x 29 7/8	900 x 500 x 757	C_N_-2036LUF	1,205	1,457
------------------	-----------------	--------------	-------	-------

Specify the surface type (5, 6). Specify the Gloss finish (W, N). Specify accent color (W, S).

**Lateral file storages**



High-Gloss White finish option for drawer fronts and back (W): add \$164.

<i>2 file drawers with suspension bars. Lock. Optional counterweight to meet BIFMA standards (See general Lacasse price book).</i>				
36 x 20 x 29 7/8	900 x 500 x 745	C_N_-2036LF	1,118	1,272

Specify the surface type (1, 2). Specify the Gloss finish (W, N). Specify accent color (W, S).

36 x 20 x 29 7/8	900 x 500 x 757	C_N_-2036LF	1,148	1,375
------------------	-----------------	-------------	-------	-------

Specify the surface type (5, 6). Specify the Gloss finish (W, N). Specify accent color (W, S).

**Open bookcase storages**



High-Gloss White finish option for back (W): add \$109.

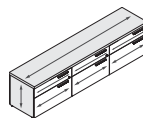
<i>Adjustable shelf.</i>				
36 x 20 x 29 7/8	900 x 500 x 745	C_N_N-2036S	706	778

Specify the surface type (1, 2). Specify the Gloss finish (W, N).

36 x 20 x 29 7/8	900 x 500 x 757	C_N_N-2036S	798	958
------------------	-----------------	-------------	-----	-----

Specify the surface type (5, 6). Specify the Gloss finish (W, N).

**Lateral box and file storages – 21" H**



High-Gloss White finish option for drawer fronts and back (W): add \$328.

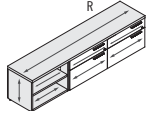
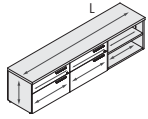
<i>3 box drawers and 3 file drawers with suspension bars. Pencil trays. Locks. Can receive 1 or more cushions.</i>				
90 x 20 x 21	2250 x 500 x 561	C_N_-UL209021UL	2,441	2,673

Specify the surface type (1, 2). Specify the Gloss finish (W, N). Specify accent color (W, S).

90 x 20 x 21	2250 x 500 x 561	C_N_-UL209021UL	2,554	2,796
--------------	------------------	-----------------	-------	-------

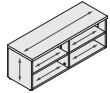
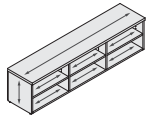
Specify the surface type (5, 6). Specify the Gloss finish (W, N). Specify accent color (W, S).

W x D x H (in)	W x D x H (mm)	Code	All Laminate (\$)	HPL Surfaces (\$)
<b>Lateral box and file with open space storages – 21" H</b>				
<i>2 box drawers and 2 file drawers with suspension bars. 1 open space with adjustable shelf. Pencil trays. Locks. Can receive 1 or more cushions.</i>				
90 x 20 x 21	2250 x 500 x 561	<b>C_N_-UL209021ULS_</b>	<b>1,998</b>	<b>2,132</b>
72 x 20 x 21	1800 x 500 x 561	<b>C_N_-UL207221ULS_</b>	<b>1,900</b>	<b>2,003</b>



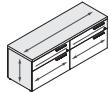
High-Gloss White finish option for drawer fronts and back (W): add \$328.

W x D x H (in)	W x D x H (mm)	Code	All Laminate (\$)	HPL Surfaces (\$)
<b>Open bookcase storages – 21" H</b>				
<i>Adjustable shelves. Can receive 1 or more cushions.</i>				
90 x 20 x 21	2250 x 500 x 561	<b>C_N_N-S209021S</b>	<b>1,148</b>	<b>1,288</b>
72 x 20 x 21	1800 x 500 x 561	<b>C_N_N-S207221S</b>	<b>922</b>	<b>1,030</b>
60 x 20 x 21	1500 x 500 x 561	<b>C_N_N-S206021S</b>	<b>865</b>	<b>958</b>
48 x 20 x 21	1200 x 500 x 561	<b>C_N_N-S204821S</b>	<b>809</b>	<b>881</b>
36 x 20 x 21	900 x 500 x 561	<b>C_N_N-S203621S</b>	<b>752</b>	<b>803</b>



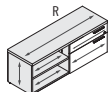
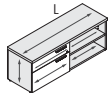
High-Gloss White finish option for back (W): add \$164.

W x D x H (in)	W x D x H (mm)	Code	All Laminate (\$)	HPL Surfaces (\$)
<b>Lateral box and file storages – 21" H</b>				
<i>2 box drawers and 2 file drawers with suspension bars. Pencil trays. Locks. Can receive 1 or more cushions. Optional counterweight to meet BIFMA standards. (See general Lacasse price book).</i>				
60 x 20 x 22	1500 x 500 x 561	<b>C_N_-UL206021UL</b>	<b>1,761</b>	<b>1,916</b>
48 x 20 x 22	1200 x 500 x 561	<b>C_N_-UL204821UL</b>	<b>1,684</b>	<b>1,818</b>



High-Gloss White finish option for drawer fronts and back (W): add \$218.

W x D x H (in)	W x D x H (mm)	Code	All Laminate (\$)	HPL Surfaces (\$)
<b>Lateral box and file with open space storages – 21" H</b>				
<i>1 box drawer and 1 file drawer with suspension bar. 1 open space with adjustable shelf. Pencil tray. Lock. Can receive 1 or more cushions.</i>				
60 x 20 x 21	1500 x 500 x 561	<b>C_N_-UL206021S_</b>	<b>1,313</b>	<b>1,463</b>
48 x 20 x 21	1200 x 500 x 561	<b>C_N_-UL204821S_</b>	<b>1,241</b>	<b>1,365</b>



High-Gloss White finish option for drawer fronts and back (W): add \$164.

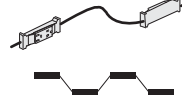
W x D x H (in)	W x D x H (mm)	Code	All Laminate (\$)	HPL Surfaces (\$)
<b>Mobile pedestal – 20" H</b>				
<i>1 box drawer, 1 file drawer with suspension bar. Pencil tray. Lock. Brakes on front casters. Fits under a work surface. Can accommodate 1 cushion.</i>				
15 x 18 x 20	388 x 450 x 508	<b>CNN_-MP1518F</b>	<b>927</b>	<b>-</b>




High-Gloss White finish option for drawer fronts (W): add \$55.

**ELECTRIFICATION**

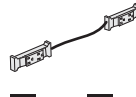
Code	Price (\$)
<b>Electrical table kit</b>	
<i>4 duplex receptacles with cables. Black. Compatible with surfaces 96"84"72" W. (2400 mm/2100 mm/1828 mm).</i>	
<b>LGC-4TRAC496C_</b>	<b>438</b>
Specify circuit number at the end of the code (1, 2).	



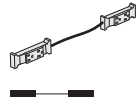
Code	Price (\$)
<b>Electrical table kit</b>	
<i>2 duplex receptacles with cable. Black. Compatible with surfaces 96"84" W. (2400 mm/1800 mm).</i>	
<b>LGC-4TRAC296C_</b>	<b>258</b>
Specify circuit number at the end of the code (1, 2).	



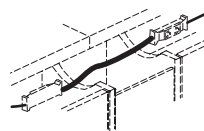
Code	Price (\$)
<b>Electrical table kit</b>	
<i>2 duplex receptacles with cable. Black. Compatible with surfaces 72" W. (1828 mm).</i>	
<b>LGC-4TRAC272C_</b>	<b>247</b>
Specify circuit number at the end of the code (1, 2).	



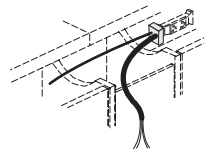
Code	Price (\$)
<b>Electrical table kit</b>	
<i>2 duplex receptacles with cable. Black. Compatible with surfaces 60"48" W. (1524 mm/1200 mm).</i>	
<b>LGC-4TRAC260C_</b>	<b>237</b>
Specify circuit number at the end of the code (1, 2).	



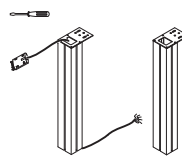
Code	Price (\$)
<b>Pass cables</b>	
<i>Connects 2 adjacent surfaces.</i>	
<b>LGC-PASS54</b>	<b>149</b>
<b>LGC-PASS36</b>	<b>134</b>



Code	Price (\$)
<b>Electrical floor feed</b>	
<i>72" (1828 mm) cable or 60" (1524 mm) cable. Must be installed by an electrician.</i>	
<b>LGC-FFEED72</b>	<b>221</b>
<b>LGC-FFEED60</b>	<b>211</b>

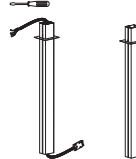


Code	Price (\$)
<b>Power source from the floor to the central wire management raceway</b>	
<i>23" (569 mm) tall aluminum post, silver. 72" (1828 mm) long cable. Screws and supports included. Must be installed by an electrician.</i>	
<b>CNNNS-FFEED23</b>	<b>366</b>



Packaged in 2 boxes.

Code	Price (\$)
<b>Electrical ceiling feed</b>	
<i>120" (3000 mm) tall aluminum post, Silver. 132" (3353 mm) long cable. Screws and supports included. Must be installed by an electrician.</i>	
<b>CNNNS-CFEED120</b>	<b>541</b>

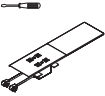



Packaged in 2 boxes.

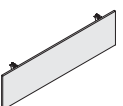
Code	Price (\$)
<b>Communication plate</b>	
<i>Communication plate for single-sided or double-sided surfaces. Silver finish. Adaptors included.</i>	
<b>LGC-COM</b>	<b>41</b>

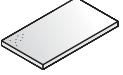





	W x D x H (in)	W x D x H (mm)	Code	Price (\$)
<b>Surface electrical module</b> 				
<i>4 power outlets and 4 charging USB. Must be installed on a surface with wire management raceway. Plugs into a wall outlet or into the CITE electrical system. Cable length of 9' (2740 mm).</i>				
	24 x 6 x 1/4	600 x 160 x 6	<b>CNNN_DELECT</b>	<b>814</b>
<b>Specify accent color (S, W).</b>				
Acrylic option, change T to: Y Sky, add \$44.				

<b>Surface electrical module</b> 				
<i>2 power outlets and 2 charging USB. Must be installed on a surface with wire management raceway. Plugs into a wall outlet or into the CITE electrical system. Cable length of 9' (2740 mm).</i>				
	24 x 6 x 1/4	600 x 160 x 6	<b>CNNN_SELECT</b>	<b>453</b>
<b>Specify accent color (S, W).</b>				
Acrylic option, change T to: Y Sky, add \$44.				

<b>Modular modesty panels</b> 	<i>Compatible with return surfaces.</i>			
	54 x 3/8 x 14	1350 x 16 x 350	<b>CNN_S-MOD1454</b>	<b>530</b>
	42 x 3/8 x 14	1050 x 16 x 350	<b>CNN_S-MOD1442</b>	<b>448</b>
	30 x 3/8 x 14	750 x 16 x 350	<b>CNN_S-MOD1430</b>	<b>361</b>
<b>Specify the Gloss finish (W, N).</b>				
High-Gloss White finish option (W): add \$55.				

<b>Cushions for storage modules and pedestal</b> 	<i>2" (51 mm) foam. Install on low storage modules or mobile pedestals with velcro. These prices are applicable for United Chair® Grade 1 and 2 fabrics. For other United Chair® grades add: Grade 3: 15%, Grade 4: 20%, Grade 5: 25%, Grade 6: 30%, Grade 8: 35%.</i>			
	36 x 20 x 2	900 x 500 x 51	<b>CNNNN-CU2036</b>	<b>422</b>
	30 x 20 x 2	750 x 500 x 51	<b>CNNNN-CU2030</b>	<b>381</b>
	24 x 20 x 2	600 x 500 x 51	<b>CNNNN-CU2024</b>	<b>335</b>
	15 x 18 x 2	388 x 450 x 51	<b>CNNNN-CU1518</b>	<b>242</b>
All United Chair® standard fabrics (except vinyls and leathers) are available to coordinate on tackboard.				

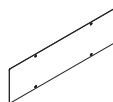
## Tackboards



All United Chair® standard fabrics (except vinyls and leathers) are available to coordinate on tackboard.

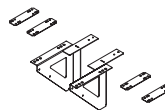
	W x D x H (in)	W x D x H (mm)	Code	Price (\$)
<i>Mount to surface height bookcases, pigeonholes back panel and hutches. These prices are applicable for United Chair® Grade 1 and 2 fabrics. For other United Chair® grades add: Grade 3: 15%, Grade 4: 20%, Grade 5: 25%, Grade 6: 30%, Grade 8: 35%.</i>				
<i>Tackboards for hutches</i>				
	88 x 1/2 x 22	2200 x 13 x 548	<b>CNNNN-TK8822</b>	<b>427</b>
	82 x 1/2 x 22	2050 x 13 x 548	<b>CNNNN-TK8222</b>	<b>412</b>
	70 x 1/2 x 22	1750 x 13 x 548	<b>CNNNN-TK7022</b>	<b>391</b>
	58 x 1/2 x 22	1450 x 13 x 548	<b>CNNNN-TK5822</b>	<b>355</b>
	46 x 1/2 x 22	1150 x 13 x 548	<b>CNNNN-TK4622</b>	<b>335</b>
	40 x 1/2 x 22	1000 x 13 x 548	<b>CNNNN-TK4022</b>	<b>330</b>
	40 x 1/2 x 12 1/2	1005 x 13 x 317	<b>CNNNN-TK4012</b>	<b>288</b>
	34 x 1/2 x 12 1/2	855 x 13 x 317	<b>CNNNN-TK3412</b>	<b>263</b>
	28 x 1/2 x 12 1/2	705 x 13 x 317	<b>CNNNN-TK2812</b>	<b>237</b>
	22 x 1/2 x 12 1/2	555 x 13 x 317	<b>CNNNN-TK2212</b>	<b>227</b>
	19 x 1/2 x 12 1/2	480 x 13 x 317	<b>CNNNN-TK1912</b>	<b>211</b>
<i>Tackboards for surface bookcases and pigeonholes</i>				
	16 x 1/2 x 25	408 x 13 x 611	<b>CNNNN-TK1625</b>	<b>299</b>
	16 x 1/2 x 19	408 x 13 x 467	<b>CNNNN-TK1619</b>	<b>242</b>
	16 x 1/2 x 13	408 x 13 x 340	<b>CNNNN-TK1613</b>	<b>273</b>
	22 x 1/2 x 13	558 x 13 x 340	<b>CNNNN-TK2213</b>	<b>278</b>
	28 x 1/2 x 13	708 x 13 x 340	<b>CNNNN-TK2813</b>	<b>283</b>
	16 x 1/2 x 5 3/4	408 x 13 x 147	<b>CNNNN-TK1606</b>	<b>247</b>
	22 x 1/2 x 5 3/4	558 x 13 x 147	<b>CNNNN-TK2206</b>	<b>252</b>
	28 x 1/2 x 5 3/4	708 x 13 x 147	<b>CNNNN-TK2806</b>	<b>258</b>

## Metal back for surface screens



<i>Compatible with felt screens for end of surface. Convert a felt screen to be tackable.</i>				
	56 3/4 x 8 1/2 x 19	1442 x 216 x 482	<b>CNNNN_METK6018</b>	<b>221</b>
	50 7/8 x 8 1/2 x 19	1292 x 216 x 482	<b>CNNNN_METK5418</b>	<b>211</b>
	29 1/8 x 8 1/2 x 19	740 x 216 x 482	<b>CNNNN_METK3018</b>	<b>201</b>
<b>Specify accent color (S, W).</b>				

## Hardware kit surface to storage module



<i>Allow connection between surfaces (double, extension) and a 29" H (757 mm) storage module.</i>				
	4 x 15 1/8 x 10 1/4	100 x 385 x 262	<b>CNNNS_SURFCON</b>	<b>247</b>

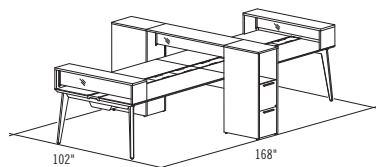
## Heavy duty flush plates



<i>4 plates included. Silver paint finish.</i>				<b>77</b>
		<b>CNNNS-HDFP</b>		

# SUGGESTIONS

## C5NNN-PLAN01



### C5NNN-PLAN01 \$10,506

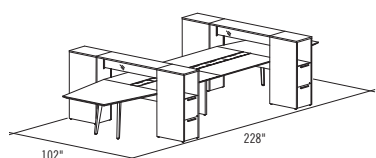
- 2 C5KNS-RCDT5484
- 2 C1NNW-ABD54
- 1 C1NNW-PRCT1024816EFF
- 2 C1NNS-MCET541115

1½"-thick laminate with knife-edge (K). **MONTRÉAL** end bases in white painted metal (W), storage center base and surface counters with translucent acrylic (T).

### Electrical components \$1,375

- 1 LGC-FFEED23
- 2 LGC-4TRAC496C1
- 1 LGC-PASS36

## C5NNN-PLAN02



### C5NNN-PLAN02 \$12,985

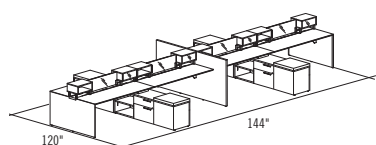
- 2 C5KNS-RCDT5460
- 2 C5KNW-CEA5454
- 2 C1NNW-PRCT1024816EFF
- 1 C1NNS-LCD2828

1½"-thick laminate with knife-edge (K). **MONTRÉAL** end bases in white painted metal (W), storage center base with translucent acrylic (T) and trapezoidal extension surfaces.

### Electrical components \$973

- 1 LGC-FFEED23
- 2 LGC-4TRAC260C1
- 1 LGC-PASS36

## C5NNN-PLAN03



### C5NNN-PLAN03 \$24,885

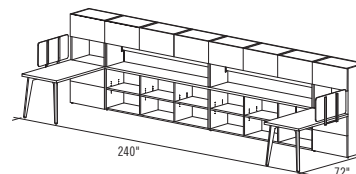
- 2 C5KNS-RCDT5472RA
- 2 C5KNS-RCDT5472
- 1 C1NNN-LCD8441
- 4 C1NNS-SCT3611
- 8 C1NNS-EBT1118
- 2 C1NNS-LCD2806
- 2 C1NNS-DUL207221MS
- 2 C1NNS-DUL204821MS

1½"-thick laminate with knife-edge (K). Laminate bases deposited on low storage modules, also to divide up space. Bookcases and surface screens with translucent acrylic (T).

### Electrical components \$2,518

- 1 LGC-FFEED23
- 2 LGC-4TRAC496C1
- 2 LGC-4TRAC496C2
- 3 LGC-PASS36

## C5NNN-PLAN04

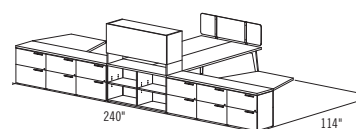


### C5NNN-PLAN04 \$10,310

- 2 C5NNW-R307261ELF
- 4 C1NNW-AB
- 2 C1NNW-SCEFF3118
- 2 C1NNS-ET903220V

1½"-thick laminate (5). Return surfaces with integrated storage module and **MONTRÉAL** bases in white painted metal (W). Open storage modules and hutches with lift-up doors. Felt screens and supports in white painted metal (W).

## C5NNN-PLAN05

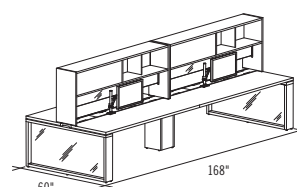


### C5NNN-PLAN05 \$12,715

- 1 C5NNN-RCD6096
- 2 C5NNW-CEA5436
- 1 C1NNW-ABD60
- 1 C1NNW-SCEFF6018
- 1 C1NNW-METK6018
- 1 C1NNS-ES603220
- 1 C1NNN-TK5822
- 1 C5NNN-S2060S
- 2 C5NNW-LF2090LF

1½"-thick laminate (5). Double-sided surfaces without raceway as well as trapezoidal extension surfaces. **MONTRÉAL** bases in white painted metal (W). Open storage modules and filing drawers. Hutch with tackboard. Felt screen and supports in white painted metal (W).

## C5NNN-PLAN06



### C5NNN-PLAN06 \$11,701

- 2 C5NNS-RCDT6084
- 2 C1NNS-CBDT60
- 2 C1NNS-EDT843215
- 1 C1NNS-LBD1212WM
- 4 C1NNN-TK4012

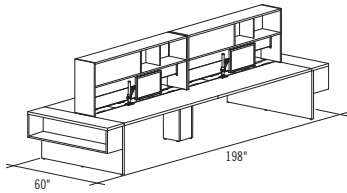
1½"-thick laminate (5). **NEW YORK** bases with translucent acrylic insert (T). Shared open hutches.

### Electrical components \$1,221

- 1 LGC-FFEED60
- 2 LGC-4TRAC496C1
- 1 LGC-PASS36

# SUGGESTIONS

## C5NNN-PLAN07



### C5NNN-PLAN07 \$10,496

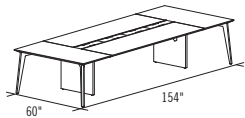
- 2 C5NNS-RCDT6084
- 2 C5NNN-EXR602915
- 2 CNNNS-EDT843215
- 1 CNNNS-LBD1212WM
- 4 CNNNN-TK4012

1½"-thick laminate (5). Extension bases with storage modules. Shared open hutches.

### Electrical components \$1,221

- 1 LGC-FFEED60
- 2 LGC-4TRAC496C1
- 1 LGC-PASS36

## C5NNN-PLAN08



### C5NNN-PLAN08 \$4,511

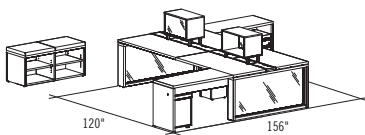
- 1 C5KNS-RCDT6096
- 2 C5KNW-CE6030

1½"-thick laminate with knife-edge detailing (K). Rectangular extension bases with MONTRÉAL bases in white painted metal (W).

### Electrical components \$803

- 1 LGC-FFEED23
- 1 LGC-4TRAC496C1

## C5NN-PLAN09



### C5NN-PLAN09 \$14,480

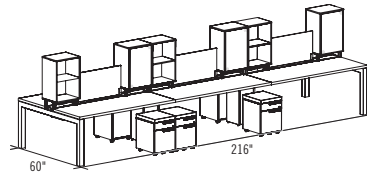
- 2 C5NNS-RCDY6060
- 2 CNNNS-CBDY60
- 1 CNNNS-LBD1212WM
- 2 C5NNN-R2448S
- 2 C5NNN-S204821S
- 2 CNNNS-EBY1824
- 2 CNNNN-CU2024
- 2 CNNNS-MP1518F
- 2 CNNNN-CU1518

1½"-thick laminate (5). Bases and top storage modules in Sky acrylic (Y).

### Electrical components \$819

- 1 LGC-FFEED60
- 1 LGC-PASS36
- 2 LGC-4TRAC260C1

## C5NN-PLAN10



### C5NN-PLAN10 \$22,294

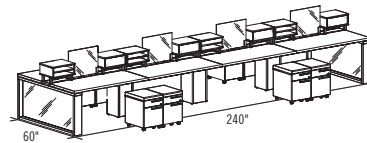
- 3 C5NNS-RCDT6072
- 2 CNNNS-LBD1212WM
- 2 CNNNS-QBD60
- 6 CNNNS-MP1518F
- 6 CNNNN-CU1518
- 6 CNNNS-EBM3018
- 3 CNNNN-TK1625
- 3 CNNNS-SCT3618

1½"-thick laminate (5). End bases in metal, center bases and storage modules in laminate. Divider panels. End bases in Silver finish (S) painted metal.

### Electrical components \$1,221

- 1 LGC-FFEED60
- 3 LGC-4TRAC272C1
- 2 LGC-PASS36

## C5NN-PLAN11



### C5NN-PLAN11 \$29,077

- 4 C5NNS-RCDT6060
- 2 CNNNS-CBDT60
- 3 CNNNS-LBD1212WM
- 8 CNNNS-MP1518F
- 8 CNNNS-DVM1118
- 4 CNNNS-SCT2418
- 8 CNNNN-CU1518
- 8 CNNNN-TK1606

1½"-thick laminate (5). Bases, divider panels and top storage modules in translucent acrylic (T).

### Electrical components \$1,560

- 1 LGC-FFEED60
- 3 LGC-PASS36
- 4 LGC-4TRAC260C1

# TERMS & CONDITIONS OF SALE

## 1. ORDER PLACEMENT

- a) The seller sells its products in the terms set forth in these standard terms of sale. All orders must be submitted in writing as represented by a valid purchase order, which includes the total list and net dollars. The seller reserves the right to refuse any order.
- b) The following information is required to process an order  
Groupe Lacasse LLC cannot be held responsible for dealer's errors, omissions and order duplication due to non-compliance with this procedure.

CUSTOMER INFORMATION	PRODUCT INFORMATION
Sold/Ship to address	Quantity
Purchase order number	Product numbers including options
Authorized signature	Colors and fabrics (all surfaces)
Contact name	Note: Product number overrules the written description and/or comment lines
Consignee contact name and phone	
Bid/Quote # if applicable	
Product total (list/net)	
Preferred delivered date (Specific delivery date not guaranteed)	

## 2. ORDER CHANGES

Any change to an original purchase order must be received in writing no later than 48 hours after receipt of the original order. Any change to the original order after 48 hours, if approved, will result in production rescheduling. The cost variances will have to be approved by the customer before production rescheduling. No changes allowed on QuickShip orders.

## 3. ORDER CANCELLATIONS

Cancellations must be requested in writing no later than 48 hours after receipt of the original order and are subject to approval by Groupe Lacasse LLC. Cancellations cannot be accepted otherwise. No cancellation allowed on QuickShip orders.

## 4. ORDER ACKNOWLEDGMENT

Orders will be acknowledged to dealers by Groupe Lacasse LLC. Please refer to the acknowledgment copy to make sure it agrees with your original purchase order. When corresponding, please refer to the acknowledgment number. If you do not receive your order acknowledgement within 48 hours, please contact our customer service.

## 5. LIMITED LIFETIME WARRANTY

Groupe Lacasse LLC warrants its products to be free from defects in material and workmanship for as long as the original purchaser owns it; proof of purchase from Groupe Lacasse LLC being the only official document accepted by Groupe Lacasse LLC for any claim. This warranty is subject to the limitations, exclusions and other provisions below:

- Twenty-five years: High-performance thermofused laminate.
- Twenty years: Drawer slides.
- Ten years: Locks.
- Five years: Swing-lift mechanisms and adjustable surface mechanisms.
- Five years: High-pressure laminate, casters, fabrics, metal frame doors, electrical components, PVC extrusions and accessories.
- One year: Electrical modules and components.
- Exclusions: Light bulbs, ballasts and C.O.M..

This warranty is made by Groupe Lacasse LLC only to purchasers acquiring the product directly from Groupe Lacasse LLC, its authorized dealers, or others who are specifically authorized by Groupe Lacasse LLC to sell such products. The purchaser's remedy is limited to repair or replacement, at Groupe Lacasse LLC's option, of products which when used normally, prove to be defective within the period stated. Labor, delivery charges and service not covered under warranty. This warranty does not apply to any product which must be replaced because of normal wear and tear, negligence, abuse or accident or which has been modified by someone other than Groupe Lacasse LLC or its authorized dealers. The remedy stated herein are expressly agreed to be exclusive as a condition of sale. Groupe Lacasse LLC's liability with respect to its products or installation services should not exceed that expressly set forth above. Under no circumstances shall Groupe Lacasse LLC be liable for accidental or consequential damages. Specials may be subject to a limited warranty.

## 6. PRICES

All prices listed are suggested retail prices, F.O.B. our factory, St-Pie, Quebec, Canada. Accepted orders are subject to prices and taxes prevailing at the time of shipment. Prices and taxes are subject to change without notice. If shipping date requested is more than 90 days from date of order, Groupe Lacasse LLC shall have the right to use the published list prices effective at the time of shipment. Prices shown in price book have priority over electronic catalog contents.

## 7. TERMS (UPON ACCEPTANCE FROM OUR CREDIT DEPARTMENT)

Net 30 days from date of invoice. Any product sold shall remain the property of Groupe Lacasse LLC and shall remain the seller's property until paid for. The buyer agrees to perform all acts which may be necessary to protect and assure retention of title to such products by Groupe Lacasse LLC until such time as goods have been paid for in full. No sales within a one-year period will automatically lead to the account's closure.

## 8. QUOTATIONS

Quotations are valid for a period of ninety (90) days unless otherwise specified on the quote.

## 9. CHANGES

All illustrations, specifications and prices in this book are based on the latest product information available at the time of publication. The right is reserved to make changes, at any time and without prior notice, to prices, colors, materials, specifications and models offered.

## 10. PACKING AND SHIPPING

Packaging consists of polyethylene and protectors or separate cartons, depending on method of shipment.

## 11. DELIVERY

The scheduled delivery week is specified on our acknowledgment. Groupe Lacasse is not liable for delay or failure to deliver goods due to causes beyond its control (such as a casualty, an act of god, a labor dispute, or an accident;

the inability to obtain the necessary labor, material or transportation; or any change requested by the customer). Under these circumstances, the ship date will be extended to compensate for the delay as determined by the Seller.

Groupe Lacasse will accept, upon prior approval by Logistics and Customer Service departments, to make installation job site deliveries for a minimum of one half of a full truckload (1,200 cubic feet); however, and in all cases, an unloading dock must be available to accommodate 53 ft. trailers and the address is also subject to approval. Unloading at destination is the sole responsibility of the purchaser. No waiting time will be possible; however, and if any is incurred, it will be recharged to the purchaser.

Under no circumstance will Groupe Lacasse deliver goods in a residential area.

## Surcharge

Time sensitive deliveries (weekend deliveries, night, etc.) that require expedited carrier service will result in additional charges that will be passed onto the consignee (dealer). Liftgates: Our standard carriers do not have liftgates. Requests for liftgates can often be accommodated but will result in extra fees and they must be made at least 2 weeks in advance.

## 12. SHIPPING WEIGHTS AND VOLUMES

Shipping weights and volumes are available on demand and may vary due to the constantly improving methods of packaging.

## 13. ROUTING

Unless otherwise specified by the buyer and agreed to by Groupe Lacasse, the latter reserves the right to select the route, method of shipment and carrier. Customer requests for special carrier, method of shipment and/or routing will be shipped freight collect.

## 14. TRANSPORTATION POLICY

"Zone 0" shipments are FCA plant.

"Zone 1", "Zone 2", "Zone 3", "Zone 4" and "Zone 5" pricing includes freight cost to your geographical location.

On all orders less than \$2,000 net (regardless of brand and/or of shipping point) we will add a \$100 "small order fee".

Please take note of the following exclusion to the "small order fee":

- By combining different product collections in one order, even if the net value of each collection is less than \$2,000 net, but the total value of all collections in one order is at least or above \$2,000 net, and as long as all products are shipped at the same destination / receiving location (ship to), the fee will not apply regardless of shipping dates and points of origins.

Small orders under \$25 net are subject to a \$20 small order fee (instead of \$100) regardless of the shipping zones.

Freight charges beyond the continental United States are the purchaser's responsibility. Shipments beyond the continental United States must deliver to a freight forwarder or forwarding carrier of your choice. It is the customer's responsibility to provide this information on purchase orders.

## 15. FREIGHT CLAIMS

All FCA destination claims will be handled and filed by the Seller. In order to expedite any credit due, your help and assistance is required. Please adhere to the following guidelines:

The merchandise is carefully packed and thoroughly inspected before leaving the warehouse. Responsibility for its safe delivery is assumed by the carrier upon acceptance of the shipment. Claims for loss or damage sustained in transit must therefore be made to Groupe Lacasse as follows:

### 1) Concealed loss or damage

Concealed loss or damage means loss or damage that does not become apparent until the merchandise has been unpacked. The contents may be damaged in transit due to rough handling even though the carton may not show external damage. When damage is discovered upon unpacking, a written request must be made within 15 days of the delivery date. No disposition will be taken until approved by the manufacturer.

IMPORTANT: Groupe Lacasse's policy in concealed damage is to replace the part or complete product if necessary at no charge to the dealer. However, it is the responsibility of the dealer to provide installation of the replaced part or complete product. Therefore, no labor fees will be accepted on concealed damages.

### 2) Visible damage or shortage

Any external evidence of damage or shortage must be noted on the freight bill or express receipts and signed by the carrier's agent. Failure to adequately describe such external evidence of damage or shortage may result in refusing to honor a damage claim. Claims must be submitted within 5 business days of reception of the merchandise.

Submit your claim to the Groupe Lacasse Customer Service by email at: lacassecustomer.service@groupe-lacasse.com.

Phone: 1-888-522-2773 - Fax: 1-888-248-1865

## 16. RETURNS



Absolutely no returns will be accepted on any standard and non-standard products.

## 17. STORAGE

In the event the purchaser request postponement of shipment beyond the scheduled shipping week after the goods have become work in process, or at a time Groupe Lacasse LLC is then about to make shipment, Groupe Lacasse LLC may store the goods at the purchaser's expense. Such transfer to storage shall be deemed a delivery to purchaser for all purposes including invoicing and payment.

## 18. GOVERNING LAW

This contract shall be construed and governed in accordance with the laws of the province of Quebec, Canada.



## Office Furniture Solutions

Founded in 1956, Groupe Lacasse is a North American leader in the design, manufacture and service of a broad range of high-quality furniture products for all types of work environments. We have the experience, expertise and capability to deliver incomparable design, exceptional quality, optimum service and outstanding value in Office Furniture Solutions.



1-888-522-2773  
[www.grounelacasse.com](http://www.grounelacasse.com)



Groupe Lacasse has achieved GREENGUARD GOLD Certification.

GREENGUARD Certified products are certified to GREENGUARD standards for low chemical emissions into indoor air during product usage. For more information, visit [ul.com/gg](http://ul.com/gg).